



# Using Discord

With the Rochester Knitting Guild





What is Discord?



# What Is Discord

Discord is a free instant messaging platform that enables sending text, images, videos, voice messages, and even video calls

Each Discord community, or server, is organized into smaller channels where users can chat about specific topics indicated by the channel

Discord also allows for individual users to chat one on one, or to create smaller group chats outside of a server

# Why Discord?

The guild only meets up once a month during the year, but that doesn't mean that our community only exists for a few hours every month

Members will be able to chat about projects and upcoming events between meetings, and send links to patterns and projects much more easily

This is an experiment to extend the reach of our community, to include members who may not be able to attend every meeting, and to draw in potential members who may not be certain about joining the guild

# How Can I Join Discord?

Before you can join the Rochester Knitting Guild server, you must make a discord account. This can be done via your desktop or mobile browser, or by downloading the discord app on your desktop or on your phone.

Step by step instructions are available here:

<https://support.discord.com/hc/en-us/articles/31676852332439-Discord-Sign-Up-and-Registration-Guide>

After creating an account, you can join the RKG community via this link:

<https://discord.gg/I5UMgQ3rZ4>



# Features of RKG Server



# Channels

General Channels ▾

# general-chat

# pets-and-plants

# community-ads

# food-and-recipes

Our general channels are designed for having fun conversations, sharing things that bring you joy, and bringing awareness to opportunities and events in our community and in our interests.

# Fiber Focused Channels

Crafting and Projects ▾

# finished-projects

# works-in-progress

# fiber-arts-help-line

# community-service-crafting

# newsletter-block-mal

Members have access to more fiber arts specific channels to share our crafting projects, ask for help, or talk about community and charity projects that you're working on or interested in.

# “Meta Content” Channels

The “Meta Content” section contains all of the house keeping and management channels for this server. These channels include a space to contact mods if you need assistance with anything involving the server, a space for board members to make announcements, and a landing channel for new members.

**You may want to mute the new members and membership-verification channels.** You can mute any channel that you like by right clicking on the channel and selecting

`Mute Channel > Until I turn it back on`

# Verifying Membership



After paying your membership dues for the year, you should get an email containing the **members only password**. This password is used to log into the members only section of our website, <https://rochesterknitting.org/>

Entering that password into the **#membership-verification** channel will give your profile the **current member** role. This role changes your username color to indicate to others that you're a member, and allows you to send messages in **#community-ads**.

Your message will be deleted from the channel immediately, and a confirmation message will show briefly when the correct password was entered

If you encounter any difficulties, please open a ticket in the **#help-desk** channel

# Online Behavior



# Etiquette

Remember the person - everyone you're chatting with is another human being. Additionally, sometimes intended tone doesn't come across perfectly in text. If someone says something that you perceive to be rude or mean, give them some grace - perhaps your interpretation wasn't what they intended to say. Give people this benefit, and let them do the same for you.

If you'd like to chat more with one person one on one, please ask them publicly first. Some people join online communities for group conversation only.

# Etiquette cont.

Avoid starting fights or intentionally alienating others. It's impossible to make a catch all "avoid politics" rule, as so much of our lives, identities, careers, and hobbies can be considered political. That said, don't be a jerk, don't try to start debates, and be respectful of other people's lived experiences.

If you're having problems with a member of our server, it's okay to block them. It's also encouraged to reach out to a moderator if you feel like that member is negatively affecting the quality of the server.

# Internet Safety Practices

OUR SERVER IS PUBLIC. Always act as you would in public. Our chats are not secure or encrypted, and we've shared invite links on our public website.

With that in mind, DO NOT share your address or phone number with the server. If you're meeting up with someone, ask to directly message them to communicate specifics.

Similarly, be aware of what's in the pictures that you're sharing. Don't post pictures with identifying information, pieces of mail with your address on them, pet collars with your address or phone number, etc. Just be aware that this is still The Internet.

# General Internet Safety Practices cont.

Do not EVER share your password with anyone online. Change your password immediately if at any point you think your account has been hacked or compromised. This goes for *any* type of account.

Do not click on suspicious links. This is links from strangers, links with weird urls leading to websites that you don't recognize, etc.

Definitely do NOT download and run software that you don't know, or that's been posted by a stranger.



# Discord Tools and Features



# Discord's Resources

Before I start explaining small features, tools, and preferences, I should first mention that Discord's support is pretty comprehensive

There's a complete step-by-step ["Beginner's Guide to Discord" page here](#)

And any other feature is likely addressed in full somewhere [on their support page](#)

And if all those fail, googling "Discord <insert thing I'm attempting>" will usually provide very good results

But sometimes you don't know that something exists in order to look it up

# Browser vs Application

Discord is fully accessible in a web browser, but it's not always the most convenient way to access it

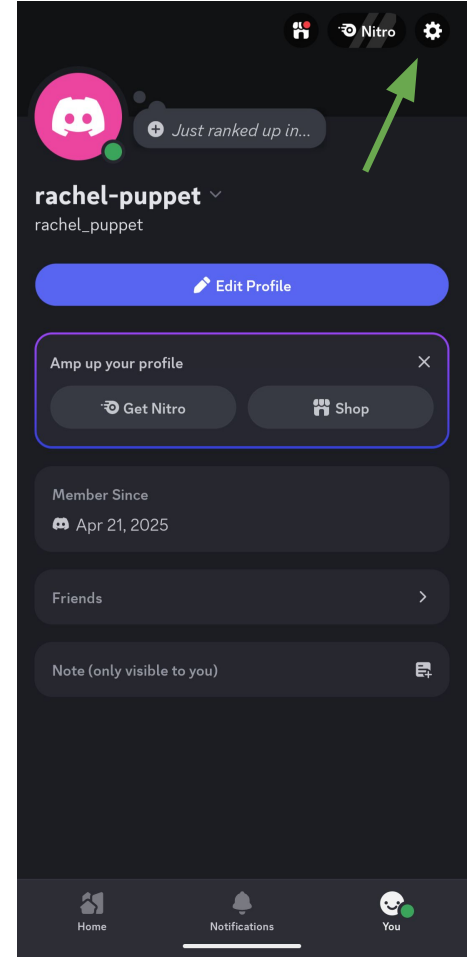
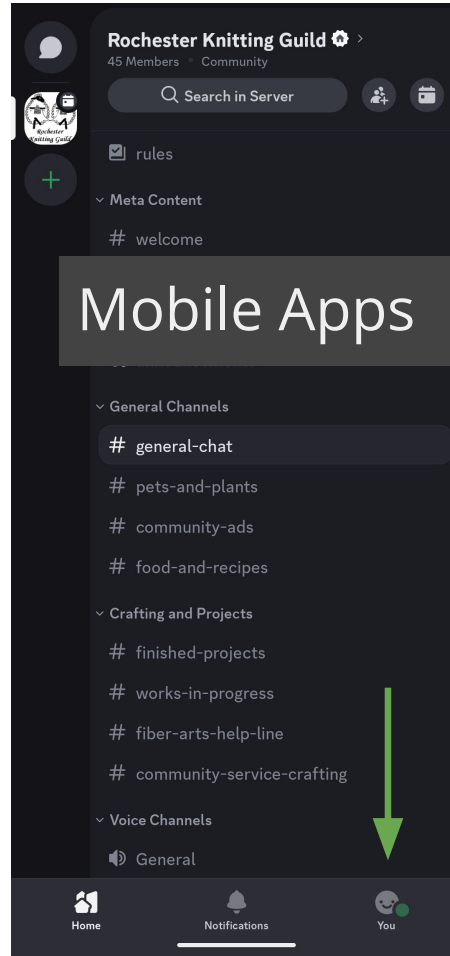
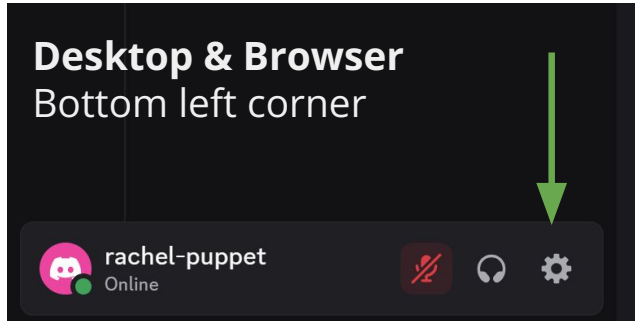
Discord is available both as a [phone app and a desktop application](#)

Because there's so many ways to access discord, some of the screenshots in the following slides may not match exactly what your version looks like

# Accessing Settings

Desktop & Browser: Click the **gear** icon in the bottom left corner

Mobile Apps: Click the **profile (you)** icon in the bottom right, then click the **gear** icon in the top right.



# Settings

I always recommend browsing through application settings to see what's customizable, but it can be overwhelming. Here's my priority settings

**Data & Privacy** - I've turned off all permissions to allow Discord to use my data for Sponsored Content, personalization, and improvement

**Content & Social** - These settings allow you to specify who you're comfortable contacting you. If you don't want strangers sending you DMs or friend requests, this is where you would set those specifications

**Appearance** - I always change apps to dark mode as part of an initial set up, it's my personal preference. Appearance is the settings page where you can make you experience using the app as enjoyable as possible

# Server Profiles

Your account will have a default profile setting where you can change your **Display Name**, preferred pronouns, and **Avatar** (profile picture)

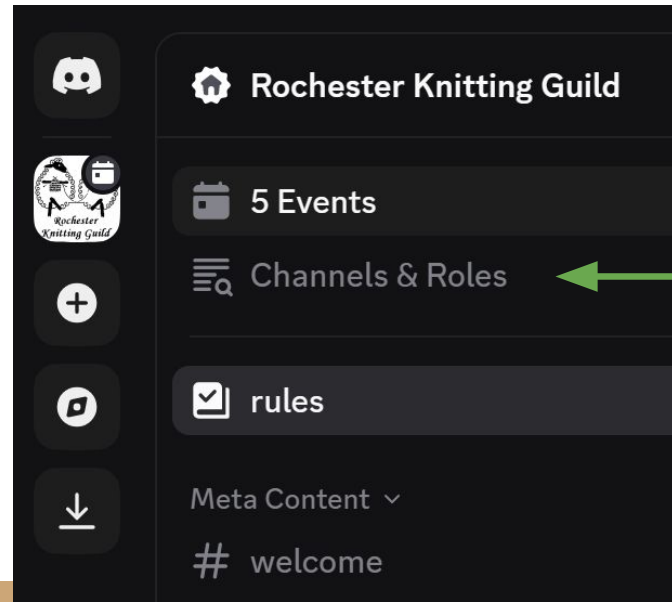
You also have the ability to change your display name for each individual server that you're a part of. This allows you to choose a more anonymous persona in large, public places while still being identifiable on smaller servers.

# Adding Channels

When new channels are added to a server, they aren't always added to each user's displayed list of Channels. To customize, add, and remove channels and server roles, click on **Channels and Roles** at the top of the server listing

RKG will do our best to announce if new channels are added to the server.

This is also a great way to *avoid* channels; maybe there's a channel you never want to see - you can remove that channel from your side-bar list entirely



# Muting Notifications

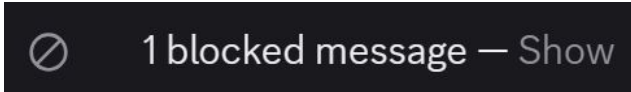
**Muting a channel** - To avoid getting notifications from a channel, you can mute it by right clicking on the channel name (or hold down on mobile) and indicating how long you want it muted. The channel will remain in your channel list.

**Muting a server** - To avoid notifications for the whole server, and other server specific settings, click or tap on the server name at the top left. Then choose the Bell/Notifications icon to indicate your preferred notification preferences. I personally have most public servers muted; I can check the activity at my leisure without constant notifications.

# Blocking Users

Sometimes, one specific person might keep bringing up discussions that you don't want to be part of, or maybe irritates you but isn't actually breaking any rules. You have the option to block their messages.

Messages from a blocked user will show up in your feed like this:



This way, you can choose when to read messages from a blocked user without losing context for a greater discussion, without needing to see their messages by default.

Blocking a user will *not* stop them from seeing your messages, but they will no longer be able to react or reply to anything you say.

# Voice and Video Calls

Discord can be used to host voice chats with up to 25 users at a time

RKG has one voice channel currently with no restrictions on the purpose of this channel. If members want to gather for a small online sit & stitch, or connect for a quick help session, we highly encourage it

The voice channels, like the text channels, are **always public**. Anyone can join a voice channel on the server at any time. Treat these channels as if you were in the middle of the library chatting with friends.

# Nitro

Nitro is the paid upgrade that Discord offers users

## **You do not need Nitro to use Discord**

Purchasing a Nitro subscription will allow users to customize their profiles more thoroughly, use emojis and stickers from other servers anywhere, and “boost” servers to give the server more features.