

# News for Ewes

February 2024

Volume MMXXIV  
Number 2

The Rochester Knitting Guild is an organization to promote interest, appreciation and skill in knitting.

Visit our website  
RochesterKnitting.org



## President's Message

At our meeting this month, take part in the book auction, learn a new technique, and connect with fellow crafters! Are you joining us for the annual retreat at the end of February? Keep reading for details on the retreat held at Camp Stella Maris. Also, if you have any yarn you'd like to contribute to the yarn auction, please bring it to this month's meeting, as the March and April meetings will be on zoom.

*Ingrid Lembach*  
President



## Spring Retreat

The Guild's annual spring retreat is scheduled for March 1st through 3rd 2024. Details and a registration form is at the end of this newsletter.

## Upcoming Meetings

### *All Hands Meetings*

February 12th  
March 11th (Zoom)  
April 8th (Zoom)  
7:00 p.m.  
Doors open at 6:30  
Temple B'rith Kodesh  
2131 Elmwood Avenue  
Rochester, NY 14618

### *Board Meetings*

February 19th  
March 18th  
April 22nd  
May 20th  
7:00 via Zoom.  
Link upon request

## February Meeting

In February, we have our mini-workshops (as well as the book silent auction). This year, we're doing circular cast ons, for the center of a piece of knitting, such as a shawl, blanket, or doily, or the top of a hat to be knit toward the brim. We'll be doing three different methods, and if you'd like to try them out, the supply list is on the next page.

*Sue Sayre*  
Vice President



## Last Chance!

Our February meeting is your last chance to drop off any donations for the yarn auction fundraiser or winter season donations for charitable knitting without making special arrangements because we are meeting via Zoom in March and April to host guest speakers Janette Budge and Kristin Drysdale.

This is also your opportunity to ask questions about open positions within the guild or volunteer to run for an elected board position. Stop by the raffle ticket table for further guidance.

## February Meeting (contd.)

Here's what you'll need to bring along to participate in our mini workshops:

### Judy's Magic Cast On for Circular Beginnings:

- Worsted weight yarn in a light color
- 2 24-in. circular needles in a size appropriate for the yarn

OR

- a 32-in or 40-in needle in appropriate size for the yarn and a basic understanding of magic loop technique

### Emily Ocker's Beginning (also known as a pinhole cast on)

- A few yards of scrap yarn with either DPNs or a long (32-inch or longer) circular needle of appropriate size
- A crochet hook of the same size or smaller to match the knitting needle

### I-cord Circular Beginning (also known as the belly button cast on)

- Two colors of yarn in the same weight with a high color contrast (worsted weight will be easiest). One of these will be waste yarn.
- DPNs in the appropriate size
- Tapestry needle
- If you want to get a head start, work about an inch and a half of 8-stitch i-cord with the waste yarn color.

## Membership

We would like to remind you to please wear your name badges to meetings. We do not issue new name badges each year, but members are expected to keep track of them and reuse them. We have not been charging for badge replacements, but they do cost money, and for the good of the guild, we would ask that you please do not request new badges unless really necessary. If you require more than one replacement, we will be forced to charge the \$2 noted on the website.

## Help Wanted

Hello dear members of the Rochester Knitting Guild,

It is time to start thinking about filling open board and committee positions for the guild. Right now, I will ask for volunteers for a couple of the positions that no one has come forward to fill as of yet.

We need Vice President(s) in charge of programming. As Nina stated at the last meeting, she very much enjoyed being vice president with a couple of people. I think that's a great idea. (It has worked really well for our Tech Team)

We also are in need of a new leader for the Shop Liaison. Carol did a fantastic job as leader and has organized the position beautifully. It would be an easy pass for the next person.

Of course, if you are interested in any of the other positions, just let me know at [pastpresident@rochesterknitting.org](mailto:pastpresident@rochesterknitting.org)

Being on the board of this wonderful guild is something special. Thanks much and I look forward to hearing from you.

*Margaret Mullen*  
*Past president*

## Community Service

I just want to thank everyone for all the generous donations so far this year. But even though we've had some mild temps lately, winter is not over. The February meeting is a great time to donate finished items for our community, especially since the March and April meetings are via Zoom. It's also a great time to donate yarn, either for community knitting or for our yarn auction in May. So stop by with your donation in February, and get a piece of chocolate!

*Pat Butterfield*  
*Community Knitting*

## News from Our Member Shops

It looks like February is an exciting month for shop news! The Guild has a new member shop and some of our member shops will be at the **Tina Turner Knits Fiber Festival** on February 18. Tina Turner is also busy planning a retreat in March. Please read on for all the details you need to know.

We would like to welcome another new member shop to the Guild, **Knit for You**. Kathy Tevington of Knit for You was at our Shop Night last fall, and she will be at Tina Turner's Fiber Festival on February 18. Kathy is offering her bracelets and scarf cuffs at \$16.25 plus \$4 postage. To take advantage of this offer, please go to her Etsy site at <https://www.etsy.com/shop/KnitForYouNY> and select your item or to get an idea of what you want. Then email Kathy at [kteving@gmail.com](mailto:kteving@gmail.com) to make final arrangements. Also, be sure to visit her booth at Tina Turner Knits Fiber Festival on February 18.

On that note, Tina Turner Knits Fiber Arts Festival is on Sunday, February 18, 2024 from 10am to 4pm at the RIT Inn and Conference Center, 5257 West Henrietta Road, Henrietta NY 14467. Admission is \$5 and the parking is free. You will find many of your favorite vendors as well as some new ones at the festival!

Tina is also planning her retreat in March. Here are the details:

Dates: March 15–17, 2024

Asbury Retreat Center Perry NY

Classes:

*Dyeing yarn* with Jerry Burch

*Wet felting* with Suzanne O'Brien

*Needle felting* with Casey Wright

*Use of variegated yarns* with Jenna Meyer

Price:

\$455 for single room

\$355 for double room


Includes 2 overnights, 6 meals, up to 4 classes, gifts and prizes.

**Lift Bridge Yarns** will also be at Tina Turner's Fiber Arts Festival on February 18th. They are launching eclipse-themed patterns from local designers *Nancy Vandivert & Eileen Vito* as well as eclipse-themed kits and yarns from local dyers to celebrate the upcoming eclipse on April 8! Please be sure to stop by their booth too!

Lift Bridge Yarns also launched their 2024 Yarn Challenge! This is a year-long challenge to expand your knitting & crochet horizons, complete projects, and win prizes! Complete 5, 10, 15, 20 & 25 challenges throughout the year, show them off at the shop, and get a fun surprise. Stop in the shop for a scorecard & to join the fun! Here's a link to Lift Bridge Yarns' blog post: <https://www.liftbridgeyarns.com/blogs/news/introducing-the-2024-yarn-challenge>

**Heart Forge Solutions** will be at the Tina Turner Knits Fiber Arts Festival February 18th, 2024 with our 3D printed solutions - we are feverishly working on some exciting new items inspired by you! As a reminder, Rochester Knitting Guild members are entitled to an exclusive 10% discount on any purchase in our online store. Please login to the Members only section of the Guild's website at <https://rochesterknitting.org/members-only/> to obtain the discount code. We are also offering members a pick-up option (save shipping!). Use the code RKG-FREESHIP along with the discount; both codes should work simultaneously, just leave us a comment on your order what month you plan to be at the guild and we'll get your order there!

Thank you,  
*Carol Kolb*  
*Shop Liaison*



## Library

**Big book sale this month!** Last year's sale was very successful in rehoming a number of duplicates and deaccessions from our library. We thought we were done for several years and even had expanded into another cabinet with open shelf space. It isn't meant to last, because we this summer we received a very large donation of newer knitting and crochet books. We incorporated many into our library but others were duplicates or were subjects for which we had sufficient coverage. These extra books will go up for silent auction at our February in-person meeting.

The sale will follow the same silent auction procedure as last year. The books will be laid out on tables before the meeting starts and each book will have a bid sheet attached. The starting bids will be \$1 and can be increased by \$1 dollar increments. The program will allow time for people to monitor the bids and the closing will be announced in well in advance. Checking out should go very smoothly with separate stations for cash, check and Venmo payments. Depending on how many books go unclaimed there may be a second round of reduced bids.

The goal is to get these books back into knitters' hands. They are excellent resources for techniques, patterns and inspiration - and the sale also raises money for the guild to support our programs and keep dues low.

Browse the catalog! Did you know that you can browse the RKG library online from the comfort of your home? The link is on the "Members Only" section of the website under "RCA Library". It takes you directly to an on-line program called Library Thing that has all the books in our library listed. It even will connect you to the Amazon listing for the book for a more detailed description and even ratings!

*Joan Dupont and Kate Clark*  
*Librarians*

## Guild Notes

**Financial Reports:** Attached to this newsletter are the annual Guild financial review and the semiannual Treasurer's report.


**Payments:** As you register for the retreat and workshops please remember to submit a completed registration form and take steps to link your payment to your registration. The guild accepts cash, check, and Venmo. Please include a note with your payment (if it is not attached to a registration form) specifying the event name and classes you plan to take.

**Help Wanted:** The Guild needs a new volunteer to conduct an annual financial review. Please contact a board member if you are interested. Our library needs extra hands for the next season. Please contact Joan Dupont if you are interested..

**Photos:** The photos in this newsletter are from samples for the classes that will be taught at the annual retreat along with a selection of book titles up for auction this month

**Temple Access:** Please be on time to our in-person meetings because the temple doors are set to lock automatically after our meeting start time. The temple's doors open at 6:30, and our meeting starts at 7:00.

**Web site password:** The Web site password will no longer be included in the monthly newsletter. Instead, members in good standing will receive an email with the annual password via email after their membership has been processed. Be sure to save the password for your future use.



## Workshops

Save the Dates!! The RKG Spring Workshops featuring *Colorwork Around the World* are scheduled for April 26, 27 and 28, 2024 via Zoom.

Our Spring Workshop classes will feature colorwork techniques from the Shetlands with Janette Budge and from Scandinavia with Kristin Drysdale, and will offer options for introductory level as well as more adventurous level classes. Kristin will present “Scandinavian Knitting Traditions and Symbolism in Nordic Knitting” at the March 11, 2024 Guild meeting; and Janette will present a talk on “Knitting and Living in Shetland” at the April 8, 2024 meeting (both of those Guild meetings will be via Zoom).

The Shetland classes are offered in the mornings and the Scandinavian classes will be offered in the afternoons. The Shetland classes will include an introduction to Shetland colorwork, making a small Shetland colorwork project, and learning to steek a Shetland project. The Scandinavian classes will feature a Scandinavian Slipper class (offered over two days so you’ll have time to finish your homework before the second half) and also the class, “Knitting with Three Colors at Once (without dropping yarn, getting tangled or swearing)”. It is a fantastic tour through Colorwork around the World without leaving home!

The Workshop registration materials are available on the RKG website. There are still seats available in all of the workshops. Please note that there are no refunds after March 31st.

*Cindy Proano*  
Workshops



## Tips from the Help Table

I love knitted mesh patterns, but I hate SSK (slip, slip, knit) and S1K1PSSO (Slip 1, knit 1, pass slip stitch over), because they take too long.

My workaround when I am knitting projects like Reyna or Easy Peazy Shawl 2.0, is to change the stitch mount, which is the way the stitch sits on the needle, front or back leg pointing to the front of the needle.

Normally, you want both knit and purl stitches to be mounted the same way. But if I see a long stretch of SSK coming up on the right side, I purl the previous row wrapping the yarn in the opposite direction from normal. Then, when I turn the work, the stitches are ready to be knit together through the back loop. No slipping; just knitting.

Now, this doesn’t work for fancy lace patterns, where you have to know exactly where you are in your knitting, and it takes practice to change your stitch mount, but for mesh knitting, once you have it down, it can speed up your knitting by reducing the manipulations you have to make.

If you would like to see a demonstration, please visit me at the help table.

*Debby Abrahams*  
Help Table



# Stitch in our Community

## **Irondequoit Public Library Drop-in Knitting Circle**

room 213

Mondays  
6:00 to 8:00 p.m.

Tuesdays  
1:00 to 3:00 p.m.

Bring your knitting, quilting or  
needlework supplies and projects, and  
chat while you work

## **Webster Public Library, Sit & Stitch**

Mondays,  
3:30 to 5 pm

**Mendon Public Library,  
22 N Main St, Honeoye Falls,  
Knit Nook**  
2nd & 4th Thursdays, 10-11:30am

**Knit Together  
Penn Yan Public Library**  
Every Thursday, 1-3

Does your local library, community center or  
community group offer opportunities to stitch  
with others? Share it here!  
[newsletter@rochesterknitting.org](mailto:newsletter@rochesterknitting.org)

# 2023-2024 Board

<b>President</b>	Ingrid Lembach	<a href="mailto:president@rochesterknitting.org">president@rochesterknitting.org</a>
<b>Vice President</b>	Sue Sayre	<a href="mailto:vicepresident@rochesterknitting.org">vicepresident@rochesterknitting.org</a>
<b>Past President</b>	Margaret Mullen	<a href="mailto:pastpresident@rochesterknitting.org">pastpresident@rochesterknitting.org</a>
<b>Secretary</b>	Anne Schweighardt	<a href="mailto:secretary@rochesterknitting.org">secretary@rochesterknitting.org</a>
<b>Treasurer</b>	Joan Batzold	<a href="mailto:treasurer@rochesterknitting.org">treasurer@rochesterknitting.org</a>
<b>Membership</b>	Joan Fernbach & Carol Boyer	<a href="mailto:membership@rochesterknitting.org">membership@rochesterknitting.org</a>
<b>Library/Knit Resources</b>	Joan Dupont and Kate Clark	<a href="mailto:librarian@rochesterknitting.org">librarian@rochesterknitting.org</a>
<b>Web Site/Social Media</b>	Ingrid, Joan, and Liz	<a href="mailto:webmistress@rochesterknitting.org">webmistress@rochesterknitting.org</a>
<b>Newsletter</b>	Natalie Klein	<a href="mailto:newsletter@rochesterknitting.org">newsletter@rochesterknitting.org</a>
<b>Community Service</b>	Pat Butterfield	<a href="mailto:communityservice@rochesterknitting.org">communityservice@rochesterknitting.org</a>
<b>Shop Liaison</b>	Carol Kolb	<a href="mailto:shopliaison@rochesterknitting.org">shopliaison@rochesterknitting.org</a>
<b>Auction Chair</b>	Marcia Weinert	<a href="mailto:auction@rochesterknitting.org">auction@rochesterknitting.org</a>
<b>Workshops</b>	Cindy Proano & Cheri Switzer	<a href="mailto:workshops@rochesterknitting.org">workshops@rochesterknitting.org</a>
<b>Retreat</b>	Nina Raqueño	<a href="mailto:retreat@rochesterknitting.org">retreat@rochesterknitting.org</a>
<b>Financial Review</b>	Gloria Wimer	<a href="mailto:audit@rochesterknitting.org">audit@rochesterknitting.org</a>
<b>Director</b>	Marcie Shapiro	<a href="mailto:director2year@rochesterknitting.org">director2year@rochesterknitting.org</a>
<b>Director</b>	Beth Camann	<a href="mailto:director1year@rochesterknitting.org">director1year@rochesterknitting.org</a>

# RKC Member Shops

## *Expressions in Needleart*

Lori Malolepszy  
110 S. Main Street  
Canandaigua, NY 14424  
585-394-4870  
[expressionsinneedleart.com](http://expressionsinneedleart.com)

## *The Fuzzy Bunny*

Liz Yockel  
6 Honeoye Commons  
Honeoye, NY 14471  
(802) 342-6342  
[www.fuzzybunnyyarn.com](http://www.fuzzybunnyyarn.com)

## *Amelia's Fabric and Yarn Shoppe*

Nancy E. Vornaran  
The Shops on West Ridge  
3200 West Ridge Road  
Rochester, NY 14626  
585-392-1192  
<http://ameliasfabricandyarnshoppe.com>

## *Lift Bridge Yarns*

Dawn Verdugo  
23 N. Main St  
Fairport, NY 14450  
585-364-0521  
[www.liftbridgeyarns.com](http://www.liftbridgeyarns.com)

## *Tina Turner Knits*

Tina Turner  
16 N, Goodman St., Suite 101  
Rochester, NY 14607  
585 820-4507  
[www.tinaturnerknits.com](http://www.tinaturnerknits.com)

## *Little Button Craft and Press*

Shelby Przybylek  
658 South Avenue  
Rochester, New York 14619  
585-371-7891  
<https://www.littlebuttoncraft.com/>

## *Sew Green of Rochester*

438 West Main Street  
Rochester, NY 14608  
Parking on Canal st.  
585-328-2642  
[www.sewgreenrochester.org](http://www.sewgreenrochester.org)

## *Yarn Culture*

Patti Odinak  
[customerservice@yarnculture.com](mailto:customerservice@yarnculture.com)  
[www.yarnculture.com](http://www.yarnculture.com)

## *The EWE's Yarn Gathering*

716-771-4515

## *Strings 'n Things*

### *Yarn Shoppe*

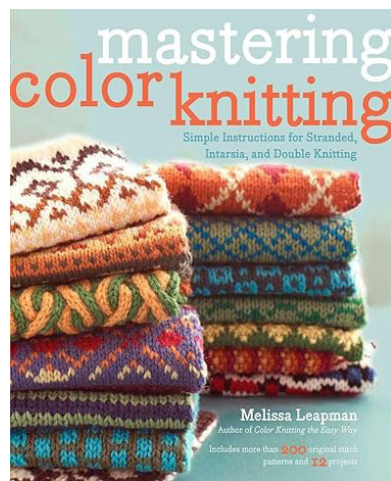
Carol McManus  
330 East Main Street  
Palmyra, NY 14522  
1-315-310-1656  
[www.stringsnthingsyarn.com](http://www.stringsnthingsyarn.com)

## *Heart Forge Solutions*

Brian & Sarah Blankenship  
585-797-4836  
<https://heartforge.solutions/>


## *Megs & Co. Yarn Shop*

Megan Granger  
online and shows  
<https://www.megsandco.com/shop>



## *Knit For You*

Kathy Tevington  
[kteving@gmail.com](mailto:kteving@gmail.com)  
<https://sites.google.com/view/knitforyouny/home>





Stay in the beautiful Wegman House



Creative Cables



**ROCHESTER KNITTING GUILD**  
**Spring Knitting Retreat**  
**At Camp Stella Maris, Livonia, NY**  
**March 1-3 2024**

**Come Treat Yourself to a Spring Knitting Retreat**



**A weekend of knitting fun.**

**Friday Evening:**

- Show & Tell

**Saturday Workshop Choices:**

- Creative Cables - Bunny
- Amigurumi Crochet
- Op Knit Texture Cowl
- **More Coming Soon**

**Saturday Evening:**

- Game Night

**Depart Sunday afternoon**

**Weekend Retreat Fee Includes:**

- Choice of 2 Saturday Workshops
- Meals Friday Dinner through Sunday Brunch
- Overnight Group Accommodations

**Reserve Your Bunk Today!**

Please select the desired workshops and enclose the completed form with a check payable to the Rochester Knitting Guild mail to:  
Nina Raqueno 5710 Old Orchard PT Livonia, NY 14487

*Now accepting Venmo @RKGtreasurer and email Registration form to nina.raqueno@gmail.com*



*Ewe NEED a Retreat!*



*Take a workshop or two*



*Op Knit Texture Cowl*

ROCHESTER KNITTING GUILD  
Spring Knitting Retreat  
March 1-3 2024 (Extra Night Thursday Feb.29<sup>th</sup>)

Name: \_\_\_\_\_

Email address: \_\_\_\_\_

( Confirmation, complete weekend schedule, & supply list will be sent by email. )

- Knitting Weekend Fee ..... \$ 225
- Weekend Fee (no workshops) ..... \$ 200
- Saturday Day Camper Only ..... \$ 80  
(Workshops, Lunch & Snacks Included)
- EXTRA Thursay Night Lodging .. \$ 90
- Total Included \$ \_\_\_\_\_
- Due February 1, 2024 \$ \_\_\_\_\_

Please select 1 Morning and 1 Afternoon Workshop

- \_\_\_ Creative Cables (AM)
- \_\_\_ Amigurumi Crochet (AM)
- \_\_\_ Op Knit texture Cowl (PM)
- \_\_\_ **I'll choose workshops later ☺**

**Can't join us for the entire weekend?**  
**Join us for Saturday Workshops!**  
**(9am-4pm)**

**Questions?** Contact Nina Raqueno by phone at (585) 281-3846 or by email at nina.raqueno@gmail.com.



**RKG SPRING WORKSHOPS**  
**The World of Colorwork**  
**Shetland - Janette Budge**  
**Scandinavian - Kristin Drysdale**  
**April 26, 27 & 28, 2024**  
**via Zoom**

**Friday, April 26, 2024, 9:00-Noon EDST**

**CLASS: INTRODUCTION TO FAIR ISLE - JANETTE BUDGE**



Have fun learning how to knit Fair Isle. We will cover ways to attach new colours, how to carry your yarn at the back (floats), achieve an even tension and tips on colour choice and patterns. Knitting in the round is optional, the project can be knit flat.

**Skills required:** Students must be able to do basic knit stitches.

**Homework:** No homework required.

**Supplies:** The project rows are only 42 sts over 21 rows so a few yards of each colour is all that is required. You can choose to knit in only 2 colours if you wish. Otherwise, 4 colours are needed in total. Fingering weight or 4ply equivalent yarn is best on needle size US 2-3 depending on whether you are a tight or loose knitter. You can use 4-5 DPNs if working in the round or 2 circular needles (1 circular doesn't work well with such few stitches) The project can also be knit flat, back and forth.

**Friday, April 26, 2024, 1:30 - 3:00 pm EDST**

**CLASS: SCANDI SLIPPER CLASS Part 1 - KRISTIN DRYSDALE**



This class teaches you everything you need to know about colorwork in a nutshell. *You will be provided with a coupon code to purchase a slipper pattern after registration; Kristin will provide suggestions as to which slipper patterns will work best for you).* This is an intensive colorwork class. Knitters will learn how to knit and purl with two colors at once by holding the yarn in one hand or in two hands. You will learn how and when and why to catch floats. Learn to read charts. How to decrease in colorwork, and my favorite longtail cast on, and how to join seamlessly in the round. You will improve your DPN/flexiflip skills. We learn about gauge and sizing. And learn how to do a Norwegian braid to finish off the slippers. After making these slippers, you will have the colorwork skills to knit anything you want in colorwork.

**Skills required:** Intermediate. If you are an enthusiastic beginner and you know how to knit and purl with confidence, you can take this class.

**For Class 1:** We will start the slipper and you'll be asked to complete it to a certain point before Class 2.

**Homework:** Bring your selected Slipper pattern

**Supplies:**

- Gauge-size DPNs or Flexiflips. Suggested needle size: US 4/3.5
- Brown Sheep Prairie Spun DK yarn or comparable in two contrasting colors
- Scissors, the usual knitting supplies

**Saturday- April 27, 2024, 9 am-Noon EDST**

**CLASS: FAIR ISLE GIFT BAG - JANETTE BUDGE**



+

Have fun learning how to knit Fair Isle. We will cover ways to attach new colours, different ways you can hold your yarns, how to carry your yarn at the back (floats), achieve an even tension and tips on colour choice and patterns. This project is knit in the round. I will give you techniques on how to get the look you are after, whether you want a more subtle look, traditional or bold and bright.

**Skills required:** Participants must be able to knit with 2 colours in the round.

**Homework:** Before class cast on 88 stitches using 2ply jumper weight or 4ply yarn and knit 8 rows circular (do not cast off). This creates the base of the bag. Jamiesons of Shetland Spindrift or Jamieson and Smith jumper weight is ideal or something similar.

**Supplies:**

- 4-5 DPNs or circular needle suitable for 88 – 96 sts in size 3 –3.5mm.
- Between 2 and 10 colours of Shetland jumper weight 2ply (or other woolly 4ply equivalent/fingering weight yarn) You can choose how much you want to challenge yourself with colour changes. (To knit it exactly as the bag in the centre of the photo in blues you will need 5 motif colours and 2 background colours. One of the motif colours is also the top and bottom of the bag.) You need approximately 1.5yards per fair isle row of either background or motif yarn. There are 31 fair isle rows in the chart. In addition, you will need around 60 yards for the base and top of the bag combined. This is a chance for you to play with colours in fair isle so bring as many colours as you have in your stash as you may change your mind as we discuss ways to choose yarn colours in the class.

**Saturday- April 27, 2024, 1:30 - 4:30 pm EDST**

**CLASS: KNITTING WITH THREE COLORS AT ONCE (without dropping yarn, getting tangled or swearing) - KRISTIN DRYSDALE**



This class will teach you how to knit with three colors at once with ease. Knitting with three colors is a bit like a dance, you will learn to weave colors in and out, catching floats where you need to and you can do it all without getting your colors all twisted up. For this class you will be making the Astrid Cozy (cowl). *You will receive the pattern or code after registration.*

In this class we will cover: Latvian Braid, Knitting with the right hand, Knitting with the left hand, Knitting with two colors in your left hand, Catching floats with the main color, Catching floats with the contrasting colors, Catching floats with two contrasting colors, Chart reading, Colorwork tips and tricks, Weaving in and out new colors, Picking up and knitting stitches, Mattress Stitch.

**Skills required:** Advanced Skills required are basic knit, purl, cast on, and bind off, as well as the ability to work various colorwork, cable, and lace techniques, increases, decreases, knit in the round (dpns and circulars), read charts, and use advanced shaping methods such as short rows.

**Homework:** Cast on stitches as per pattern.

**Supplies:**

- Four colors of sport weight yarn, approx 392yds total (Details will be emailed after registration.)
- Needles: US5 (3.75 mm) 24" circular (or size needed to obtain gauge)
- Stitch markers
- Tapestry needle
- Scissors

**Sunday, April 28, 2024, 9 am-Noon EDST**

**CLASS: STEEKING FAIR ISLE - JANETTE BUDGE**



Have you always wondered about steeking? When is it used? Why is it used? In this 3 hour class Janette will take the fear out of cutting your knitting. Used when knitting in the round especially for fair isle or colorwork knitting where an opening is required like an armhole or neck hole. She will demonstrate 2 ways to reinforce your steek, for you to follow along with during the class and talk about 2 others. Janette will show you how best to pick up stitches for a rib or button band in your steeked project.

**Skills required:** Knitting homework is required for this class and a general understanding of stranded or fair isle knitting is beneficial. Must be able to knit in the round.

**Homework:** You will need to knit a small cuff BEFORE the class so that you can practice steeking on your sample. A handout will be sent prior to the class on knitting the full sample for cutting during the class. Sample is 21 rows long and 52 stitches in the round.

**Supplies:**

- Either 4-5 short DPNS or circulars in size 3mm or 3.5mm suitable for small circumference knitting.
- Scissors, a small crochet hook and a Tapestry needle is also required.
- Yarn to knit the sample, can either be 2, 3 or 4 colours depending on what you have to hand. Only a few yards of each colour is needed of fingering weight or 4 ply equivalent yarn. Best if it is a woolly wool but not essential.
- A handout will be sent prior to the class on knitting the full sample for cutting during the class. Sample is 21 rows long and 52 stitches in the round.

**Sunday - April 28, 2024 1:30 pm – 3:00 pm EST**

**CLASS: SCANDI SLIPPER CLASS Part 2 - KRISTIN DRYSDALE**



**YOU MUST REGISTER AND ATTEND PART 1!!** This class teaches you everything you need to know about colorwork in a nutshell. *You will be provided with a coupon code to purchase a slipper pattern after registration; Kristin will provide suggestions as to which slipper patterns will work best for you.* This is an intensive colorwork class. Knitters will learn how to knit and purl with two colors at once by holding the yarn in one hand or in two hands. You will learn how and when and why to catch floats. Learn to read charts. How to decrease in colorwork, and my favorite longtail cast on, and how to join seamlessly in the round. You will improve your DPN/flexiflip skills. We learn about gauge and sizing. And learn how to do a Norwegian braid to finish off the slippers. After making these slippers, you will have the colorwork skills to knit anything you want in colorwork.

**Skill level:** Intermediate. If you are an enthusiastic beginner and you know how to knit and purl with confidence, you can take this class.

**Homework:** Bring your slipper completed to the point indicated in Class 1

**Supplies:**

- Gauge-size DPNs or Flexiflips. Suggested needle size: US 4/3.5
- Brown Sheep Prairie Spun DK yarn or comparable in two contrasting colors
- Scissors, the usual knitting supplies

**Rochester Knitting Guild Workshops  
Shetland Knitting with Janette Budge &  
Scandinavian Knitting with Kristin Drysdale  
April 26, 27 & 28, 2024  
VIA ZOOM**

Name: \_\_\_\_\_ e-mail \_\_\_\_\_

Address: \_\_\_\_\_

City, State, ZIP: \_\_\_\_\_

Phone: Day \_\_\_\_\_ Evening \_\_\_\_\_

**Please print clearly.** Please indicate the desired workshop(s) and enclose this completed form with a check payable to the Rochester Knitting Guild for the total amount, and mail to:

Cheri Switzer  
73 Tree Brook Dr.  
Rochester, NY 14625

**Members: \$40      Non-members: \$45**

**ALL SHETLAND CLASSES ARE MORNING, ALL SCANDINAVIAN CLASSES AFTERNOON**

**Introduction to Fair Isle Knitting - Janette Budge**      \$ \_\_\_\_\_  
Friday - April 26, 2024, 9am - 12pm EDST

**Scandinavian Slippers Part 1\* - Kristin Drysdale**      \$ \_\_\_\_\_  
Friday - April 26, 2024, 1:30 pm - 3:00pm EDST

**Fair Isle Gift Bag - Janette Budge**      \$ \_\_\_\_\_  
Saturday - April 27, 2024, 9am - 12pm EDST

**How to Knit with Three Colors at Once - Kristin Drysdale**      \$ \_\_\_\_\_  
Saturday - April 27, 2024, 1:30 pm - 4:30 pm EDST

**Steeking Fair Isle - Janette Budge**      \$ \_\_\_\_\_  
Sunday - April 27, 2024, 9am - 12pm EDST

**Scandinavian Slippers Part 2\* - Kristin Drysdale**      **Fee included in Part 1\***  
**YOU MUST COMPLETE PART 1**  
Sunday - April 27, 2024, 1:30 pm - 3:00 pm EDST

Check # \_\_\_\_\_

Total Amount Due \$ \_\_\_\_\_

## **ROCHESTER KNITTING GUILD Fiscal Review Report"**

The report covers the fiscal year July 1, 2022 through June 30, 2023. All income sources and expenses were reviewed: monthly bank statements, the checkbook register, receipts, invoices, and supporting documentation.

### **GENERAL**

All income is through check, cash and Venmo. All guild payments are made by check after relevant documents were submitted. Discrepancies found during the review were resolved by discussing issues with the Treasurer and the retreat and workshop coordinators.

#### **Membership Dues:**

Some payments were difficult to identify for membership dues, especially when payments were made in cash and a member made payment for other members with one check.

**Recommendation:** Need a way to track cash/check membership payments back to member with date of payment. Writing a receipt for each payment would provide tracking.

#### **Guest Artist Workshop Payments:**

Bank slips matched deposits against individual payments. One discrepancy of \$35 occurred on the roster which was resolved with workshop coordinator by confirming an attendee's number of classes and sending an updated roster.

#### **Spring Retreat Payments:**

Some confusion arose regarding payments for multiple attendees, made by one person, without noting the other attendee's names. All attendees should be noted on the check or Venmo payment.

In three cases payments were made in December and deposited in April. One payment was in cash to the retreat coordinator in December then submitted through coordinator's Venmo in April.

**Recommendation:** It would be helpful for payments deposited sooner.

#### **Petty Cash Monies:**

\$100 was held in the account and used to make change for raffle tickets at in-person meetings. Any money used was restored to Petty Cash at the conclusion of the meeting. Money taken in from raffle tickets is accounted for using raffle ticket starting and ending numbers and documented on a deposit slip and recorded Monthly Expense Spreadsheet.

#### **Spreadsheet:**

Some items were inadvertently omitted from the spreadsheet. After creating another spreadsheet from bank statements the omissions were found.

**Recommendation:** Double check to make sure everything is included on the spreadsheet.



	<b>2023-2024 Statement Fiscal Review</b>	
<b>REVENUE</b>		
Membership dues	\$ 4728.29	
Guest Artist Workshop	\$ 2835.00	
Library Fines	0	
Raffle Ticket Sales	\$ 402.00	
Silent Book Auction	\$ 347.00	
Yarn Auction	\$ 997.00	
Yarn Raffle	0	
Newsletter Ads	0	
Spring Retreat	\$ 5125.00	
Insurance Refund	\$ 261.70	
<b>TOTAL</b>	<b>\$ 14695.99</b>	
<b>EXPENSES</b>		
Community Knitting	\$ 25.00	
Raffle Prizes	\$ 207.54	
Board Expenses	\$ 198.00	
Guild Programming	\$ 530.00	
Guest Workshop	\$4070.00	
Spring Retreat	\$ 5412.86	
Membership	0	
Yarn Auction	0	
Yarn Raffle	0	
Postage	0	
Supplies	\$ 73.11	
Hospitality	\$49.98	
Insurance	\$ 449.13	
Library – Books, etc.	0	
P. O. Box Rental	\$ 190.00	
Rent – Temple	\$ 3900.00	
Hiefer International	0	
Donations	0	
Bank Fees/Charges	0	
Printing	\$ 243.01	
Newsletter Postage/Supplies	\$ 180.00	
RKG Promotion	\$ 187.70	
Website	\$ 99.99	
Zoom Fees	\$199.90	
<b>Total Expense</b>	<b>\$ 16016.22</b>	
Petty Cash	\$ 100.00	
9/15/23 Petty Cash Withdrawal at September Meeting	\$ 100.00	
9/22/23 Petty Cash Redeposit after September Meeting	\$ 100.00	

<i>Rochester Knitting Guild Budget &amp; Expense</i>				
<i>7/1/23 thru 12/31/23</i>				<i>2023-2024</i>
<i>Income</i>	<i>Proposed</i>		<i>Income to 12/31/23</i>	
<i>Membership Dues</i>	\$6,000.00		\$4,828.26	
<i>Guest Artist Workshop</i>	\$2,880.00		-	
<i>Library Fines</i>	-		-	
<i>Raffle Ticket Sales</i>	\$400.00		\$213.00	
<i>Silent Book Auction</i>	\$100.00		-	
<i>Yarn Auction</i>	-		-	
<i>Yarn Raffle</i>	-		-	
<i>Afghan</i>	-		-	
<i>Newsletter Ads</i>	-		-	
<i>Spring Retreat</i>	\$6,100.00		-	
<i>Donations</i>	\$0.00		\$10.00	
<i>Insurance Refund</i>	\$ -		\$ -	
<b>TOTAL INCOME</b>	<b>\$ 15,480.00</b>		<b>\$ 5,051.26</b>	
<i>Expenses</i>	<i>Proposed</i>		<i>Expense to 12/31/23</i>	
<i>Community Knitting</i>	\$ 50.00		\$ -	
<i>Raffle Prizes</i>	\$ 80.00		\$ -	
<i>Board Expenses</i>	\$ 200.00		\$ -	
<i>Guild Programming (Zoom,etc)</i>	\$ 1,200.00		\$ 380.00	
<i>Guest Artist Workshops</i>	\$ 2,911.00		\$ -	
<i>Spring Retreat</i>	\$ 6,000.00		\$ -	
<i>Membership</i>	\$ 150.00		\$ -	
<i>Yarn Auction</i>	\$ -		\$ -	
<i>Yarn Raffle</i>	\$ -		\$ -	
<i>Postage</i>	\$ 25.00			
<i>Supplies</i>	\$ 100.00		\$ 56.19	
<i>Hospitality</i>	\$ -		\$ -	

<i>Insurance</i>	\$	350.00		\$	255.13
<i>Library -- Books, etc.</i>	\$	200.00		\$	-
<i>P.O. Box Rental</i>	\$	200.00		\$	-
<i>Rent - Temple</i>	\$	5,000.00		\$	1,950.00
<i>Rent- Pavilion</i>					
<i>Rent - Board Meetings</i>	\$	-		\$	-
<i>Heifer International</i>	\$	120.00		\$	-
<i>Donations</i>	\$			\$	-
<i>Storage Unit</i>	\$	-		\$	-
<i>Bank Fees &amp; Checks</i>	\$	50.00		\$	-
<i>Printing- Newsletter</i>	\$	350.00		\$	51.37
<i>Newsletter Postage/Supplies</i>	\$	200.00		\$	-
<i>RKG Promotion</i>	\$	250.00		\$	109.08
<i>Website</i>	\$	-		\$	23.17
<i>Zoom Expense</i>	\$	150.00		\$	149.90
<i>Fiber Arts Festival Awards</i>	\$	-		\$	-
<i>Fiber Arts Festival Display</i>	\$	-		\$	-
<i>Afghan</i>	\$	-		\$	-
<b>TOTAL EXPENSE</b>	\$	17,586.00	\$	-	2,974.84
				\$	-
<i>7/1/23 Beginning Balance</i>	\$	10,086.19			
<i>12/31/23 Treasury Balance</i>	\$	12,163.31			
<i>Petty Cash</i>	\$	100.00		\$	100.00
<i>Joan Batzold, Treasurer</i>					
<i>treasurer@rochesterknitting.org</i>					