

# News for Ewes

April 2023

Volume MMXXIII  
Number 4



The Rochester Knitting Guild is an organization to promote interest, appreciation and skill in knitting.

Visit our website  
[www.RochesterKnitting.org](http://www.RochesterKnitting.org)

## April Programming Notes

Our next meeting is **April 3rd** (a week early) and on **Zoom**. Alasdair Post-Quinn will be speaking to us about double knitting as a prelude to the workshops he will be teaching April 14th through 17th.

Alasdair's talk for the April 3rd Guild meeting will be *A History in Two Layers: Double-knitting from 1800 to the Present* which will also include a demo of a number of advanced double-knitting techniques to whet your appetite for the **upcoming workshops**.



## President's Message

Hello to all who enjoy yarn and the beautiful items that are created from it.

As this year's knitting guild meetings are *winding down*; I'm looking forward to the yarn "auction" on Monday, May 8th. I'm hoping to find some good yarn to *winding up* for spring and summer projects.

This April, our guild members will become well versed in Double-Knitting with Alasdair Post-Quinn. He will be doing our all hands meeting Monday, April 3 ON ZOOM. (Please note it is the FIRST Monday of the month.)

Three members of our guild are giving their tech skills to RKG. We now have a "Tech Team" of 3 skilled people. Be looking for some lovely changes and updates to our information operations. Thanks to everyone who comes together to make this guild so special.

See you on Zoom, April 3. (Look for the link in all of your possible email folders near the end of this week).

*Margaret Mullen*  
*Margaret Mullen, President*

## Upcoming Meetings

### *All Hands Meetings*)

April 3rd (Zoom)  
May 8th  
7:00 p.m.  
May 8th  
Doors open at 6:30  
Temple B'rith Kodesh  
2131 Elmwood Avenue  
Rochester, NY 14618

### *Board Meetings*

April 24th  
May 22nd  
7:00 via Zoom.  
Link upon request

## News from Our Member Shops

*Heart Forge Solutions* wants you to know they are so grateful to the Rochester Knitting Guild for welcoming our business, and the excited response to our 3D solutions for crafting. They expect to share more cool products and fun solutions through the summer, so feel free to follow them on Facebook or Instagram. Rochester Knitting Guild members are entitled to an exclusive 10% discount “RKG10OFF” on any purchase in their online store. Thank you!! Sarah & Brian

**Local Yarn Shop Day** for 2023 is Saturday, April 29. Please be sure to check your favorite yarn shops to see if they have any special events planned. Here's a few shops that already have plans for the day Here are a few shops that already have plans for the 29th:

- *Strings 'n Things* will offer a 15% discount on all yarn (with the exception of Madelinetosh). In addition, make a purchase and you can enter our drawing to win a \$50 gift certificate. This offer is for one day only (4/29) and cannot be combined with the 10% RKG discount. We are open on LYS Day from 10am-4pm... hope to see you!
- *Tina Turner Knits* will be having a sale for Local Yarn Shop Day on April 29. Tina will be open that day from 1-4 and will have new yarns to show and will have 15% off all yarn and accessories.
- *Lift Bridge Yarns* will have custom colorways for LYS Day from local dyers, free patterns and a gift card raffle! For the raffle, you get one entry per purchase and they will pick a winner at the end of the day.

*Carol Kolb  
Shop Liaison*



## Library

Over 200 knitting books found new homes at the March meeting. They were library duplicates and from a former member's estate. The silent auction raised \$347 for the Guild (wow!). The books are now back into the hands of knitters, providing inspiration and instruction. A very special thank you to the members who helped the sale run so smoothly.

Coming to the next in-person meeting in May is your final chance to score free patterns, magazines and books before they are donated to other organizations.

*Joan Dupont and Kate Clark,  
Librarians*

## Community Service

Spring is here, which means donations are not needed for community knitting, right? Wrong! Baby items, shawls and blankets are needed all year long. And many schools start their mitten drives in August. Our April meeting is via Zoom, so save up any finished items and bring them to the May meeting. Also, I've had a new influx of yarn recently. So stock up in the May for your community knitting this summer.

Just a reminder, everyone who donates a finished item for the community gets their name placed in a drawing for \$25 to the member shop of their choice. Two winners will be drawn in the May meeting. And yes, any donations in May will be added to the drawing for later that night!

*Pat Butterfield  
Community Knitting*



## March Program Redux

For those of you who are spring cleaning and organizing your stash (and for those whose stash doesn't need any more attention), I wanted to let you know that I'm continuing to add to the bundles on Ravelry as I find things I think look interesting. None of the bundles are, or are intended to be, comprehensive, but I hope they'll be inspirational. New patterns will appear first, so you don't need to go through the whole group if you've already looked at them.

We didn't have time for questions at the last meeting, so feel free to send any you have (and any comments) to me at [atvicepresident@rochesterknitting.org](mailto:atvicepresident@rochesterknitting.org). I can do a follow up piece if there's enough material.

*Sue Sayre*  
*Vice President*

## Guild Notes

*Help Needed:* The Guild needs a new membership coordinator. Please contact Guild President **Margaret Mullen** if you are interested in filling this vital volunteer position

*Help Wanted:* Our valiant auction coordinator is stepping down after this season, and we need a new coordinator/team for the 2023/24 season. This is the perfect volunteer position for a team. Please contact Guild President **Margaret Mullen** if you are interested.

*Temple Access:* Please be on time to our in-person meetings because the temple doors are set to lock automatically after our meeting start time. The temple's doors open at 6:30, and our meeting starts at 7:00.

*Technology:* Ingrid, Liz, and Joan are our new web site team. Thank you for supporting this important aspect of Guild outreach.

*Thursday night Knit Along:* Joan F. will now be hosting the Thursday night Knit along via Zoom. See the Guild web site for details.

*Photos:* This month's photos are details of the images from the workshop descriptions

## Auction

This year's yarn auction is going to be **BIG**. We received a tremendous donation from Ruby Glicksman's estate. Most of the yarn is in manufacturer's bag lots - 5 skeins or 10 skeins of the same yarn/dyelot. There are too many bags/lots to make even a bag raffle feasible in the amount of time we have for the May meeting. Therefore, we came up with another process—sort of the Filene's Basement Sale model.

We priced every bag, some are \$1, \$2, or \$3; most are \$5, and a few are \$7 (10 skeins of Rowan Magpie, for example). This is all very good yarn from many top names in the business. Gorgeous wools, alpaca, silk blends, etc. Unfortunately, wherever the yarn had been stored, attic or basement, much of it smells a bit musty. It will need to be aired or washed by whomever buys it before it's usable. Bags are to be sold AS IS, no haggling, all sales final; *cash, check, or Venmo*.

The yarn lots will be displayed on tables at our May meeting with similar yarns grouped together for display. For example, all the Brown Sheep Yarns will be on one table.; the alpaca yarns will be together, Rowan will be together, etc.. There will be a browsing period prior to the business meeting and election.

After the election, the sale begins.

*Meg Weglarz*  
*Auction*





## Spring Workshops With Alasdair Post-Quinn

Guest Speaker: Monday, April 3, 2023. via Zoom

Spring Workshops:  
April 14, 15, 16, 17, 2023 via Zoom

The Rochester Knitting Guild is delighted to welcome Alasdair Post-Quinn for our April presentation and Spring 2023 Workshops! These events will be via Zoom.

Alasdair Post-Quinn is the author of the critically acclaimed books *Extreme Double-Knitting* and *Double or Nothing* and a smattering of other patterns, mostly also double-knitted. He has been working to push the boundaries of double-knitting since 2003.

There will be introductory workshop classes offered during the Workshop weekend as well as a progression of classes exploring multiple pattern double-knitting, multiple color double-knitting and other exciting techniques. We warn you that double-knitting can become addictive!

**Registration forms and descriptions** of all the workshops are available in this newsletter and on the Guild web site.

*Cindy Proano*  
Workshops



website password:  
**p3togtbl**

# Stitch in our Community

**Sit & Stitch**  
Webster Public Library,  
Mondays,  
3:30 to 5 pm

**Knit Together**  
Penn Yan Public Library  
Every Thursday, 1-3

**Knit Nook**  
Mendon Public Library,  
22 N Main St, Honeoye Falls,  
2nd & 4th Thursdays, 10-11:30am

**Drop-in Knitting Circle**  
Irondequoit Public Library  
room 213  
Mondays  
6:00 to 8:00 p.m.  
Tuesdays  
1:00 to 3:00 p.m.  
Bring you knitting, quilting or needle-  
work supplies and projects, and chat  
while you work

Does your local library, community center or community group offer opportunities to stitch with others? Share it here!

[newsletter@rochesterknitting.org](mailto:newsletter@rochesterknitting.org)

<b>President</b>	Margaret Mullen	<a href="mailto:president@rochesterknitting.org">president@rochesterknitting.org</a>
<b>Vice President</b>	Sue Sayre	<a href="mailto:vicepresident@rochesterknitting.org">vicepresident@rochesterknitting.org</a>
<b>Past Presidents</b>	Anne Schweighardt Holly Bauer-Mergan	<a href="mailto:pastpresident@rochesterknitting.org">pastpresident@rochesterknitting.org</a>
<b>Secretary</b>	Anne Schweighardt	<a href="mailto:secretary@rochesterknitting.org">secretary@rochesterknitting.org</a>
<b>Treasurer</b>	Joan Batzold	<a href="mailto:treasurer@rochesterknitting.org">treasurer@rochesterknitting.org</a>
<b>Membership</b>	Kat Tronolone	<a href="mailto:membership@rochesterknitting.org">membership@rochesterknitting.org</a>
<b>Library/Knit Resources</b>	Joan Dupont and Kate Clark	<a href="mailto:librarian@rochesterknitting.org">librarian@rochesterknitting.org</a>
<b>Web Site/Social Media</b>		<a href="mailto:webmistress@rochesterknitting.org">webmistress@rochesterknitting.org</a>
<b>Newsletter</b>	Natalie Klein	<a href="mailto:newsletter@rochesterknitting.org">newsletter@rochesterknitting.org</a>
<b>Community Service</b>	Pat Butterfield	<a href="mailto:communityservice@rochesterknitting.org">communityservice@rochesterknitting.org</a>
<b>Shop Liaison</b>	Carol Kolb	<a href="mailto:shopliaison@rochesterknitting.org">shopliaison@rochesterknitting.org</a>
<b>Auction Chair</b>	Meg Weglarz	<a href="mailto:auction@rochesterknitting.org">auction@rochesterknitting.org</a>
<b>Workshops</b>	Cindy Proano & Cheri Switzer	<a href="mailto:workshops@rochesterknitting.org">workshops@rochesterknitting.org</a>
<b>Retreat</b>	Nina Raqueño	<a href="mailto:retreat@rochesterknitting.org">retreat@rochesterknitting.org</a>
<b>Financial Review</b>	Gloria Wimer	<a href="mailto:audit@rochesterknitting.org">audit@rochesterknitting.org</a>
<b>Director</b>	Marcie Shapiro	<a href="mailto:director2year@rochesterknitting.org">director2year@rochesterknitting.org</a>
<b>Director</b>	Beth Camann	<a href="mailto:director1year@rochesterknitting.org">director1year@rochesterknitting.org</a>



# RKG Member Shops

## *Expressions in Needleart*

Lori Malolepszy  
110 S. Main Street  
Canandaigua, NY 14424  
585-394-4870  
[expressionsinneedleart.com](http://expressionsinneedleart.com)

## *The Fuzzy Bunny*

Liz Yockel  
6 Honeoye Commons  
Honeoye, NY 14471  
(802) 342-6342  
[www.fuzzybunnyarn.com](http://www.fuzzybunnyarn.com)

## *Amelia's Fabric and Yarn Shoppe*

Nancy E. Vornaran  
The Shops on West Ridge  
3200 West Ridge Road  
Rochester, NY 14626  
585-392-1192  
<http://ameliasfabricandyarnshoppe.com>

## *Lift Bridge Yarns*

Dawn Verdugo  
23 N. Main St  
Fairport, NY 14450  
585-364-0521  
[www.liftbridgeyarns.com](http://www.liftbridgeyarns.com)

## *Tina Turner Knits*

Tina Turner  
16 N, Goodman St., Suite 101  
Rochester, NY 14607  
585 820-4507  
[www.tinaturnerknits.com](http://www.tinaturnerknits.com)

## *Little Button Craft and Press*

Shelby Przybylek  
658 South Avenue  
Rochester, New York 14619  
585-371-7891  
[www.littlebuttoncraftandpress.com](http://www.littlebuttoncraftandpress.com)

## *Sew Green of Rochester*

438 West Main Street  
Rochester, NY 14608  
585-328-2642  
[www.sewgreenrochester.org](http://www.sewgreenrochester.org)

## *Yarn Culture*

Patti Odinak  
[customerservice@yarnculture.com](mailto:customerservice@yarnculture.com)  
[www.yarnculture.com](http://www.yarnculture.com)

## *The EWE's Yarn Gathering*

716-771-4515  
[www.embraceableewe.com](http://www.embraceableewe.com)

## *Strings 'n Things*

Carol McManus  
330 East Main Street  
Palmyra, NY 14522  
1-315-310-1656  
[www.stringsnthingsyarn.com](http://www.stringsnthingsyarn.com)

## *Heart Forge Solutions*

Brian & Sarah Blankenship  
585-797-4836  
<https://heartforge.solutions/>



## Introduction to Double-knitting (Foundation)

**(Friday 4/15/23 9am-Noon)**

Double-knitting is a unique method of making a fabric with no “wrong” side and a built-in reversible colorwork pattern. Significantly different from the standard

intarsia and Fair Isle colorwork that are so well known, double-knitting is a labor-intensive but wholly worthwhile technique to have in your repertoire.

In this workshop, you'll learn my 2-color cast-on for double-knitting, get comfortable with the techniques involved, move into colorwork, and then finish with a bind-off that mirrors the cast-on. At the end of the workshop, you should have a motif swatch and be confident that you can tackle a larger standard double-knitting pattern.



### PREREQUISITES (WHAT TO KNOW)

To take this workshop, you must be able to cast on and knit and purl comfortably in single-layer knitting. If you are familiar with the long-tail CO and some other form of two-color knitting, you will have a leg up but these are not strictly necessary.

### REQUIREMENTS (WHAT TO BRING)

2 distinct solid colors (1 light, 1 darker) of plain yarn in the DK to worsted weight range and a pair of straight or circular needles in an appropriate size for your chosen yarn.

### HOMEWORK (WHAT TO DO)

Please watch the cast-on video ( [YouTube Standard Double-knitting Cast-on](#) ) and try the cast-on with some spare yarn. We will go over the CO in class but the more people who have already tried it, the faster we can get into the “meat” of the workshop.

## Double-knitting In the Round (Foundation) (Friday 4/15/23 1:30-4:30)

While I prefer to teach double-knitting flat for a number of reasons, there are many good patterns done in the round and it is, in fact, easier to double-knit in the round than flat. However, in the space of a short workshop, we won't have time to do a full hat cast-on, so this is also an opportunity for me to teach my preferred small-diameter knitting method using two circular needles.

In this workshop, you'll learn my 2-color cast-on for double-knitting, learn to join double-knitting in the round and follow an all-over chart. You'll learn about options for jog reduction and of course, how to double-knit on two circulars. You are welcome to use DPNs or magic loop if you would rather, but I will not be teaching those techniques.



### PREREQUISITES (WHAT TO KNOW)

To take this workshop, you must be able to cast on and knit and purl comfortably in single-layer knitting. If you are familiar with the long-tail CO and some other form of two-color knitting, you will have a leg up but these are not strictly necessary. Some comfort with following knitting charts will be helpful as well.

### REQUIREMENTS (WHAT TO BRING)

2 distinct solid colors (1 light, 1 darker) of plain yarn in the DK to worsted weight range and two circular needles (of any length) in an appropriate size for your chosen yarn.

### HOMEWORK (WHAT TO DO)

Before coming to class, please watch the cast-on video ( [YouTube Standard Double-knitting Cast-on](#) ) and try the cast-on with some spare yarn. We will go over the CO in class but the more people who have already tried it, the faster we can get into the “meat” of the workshop.



## **Advanced Beginner Double-knitting (Foundation) (Saturday 4/15/23 9am-Noon)**

Perhaps you've tried double-knitting once or twice in the past, but are still not feeling confident in their ability to start on a project. Perhaps you're an experienced knitter who wants a little less of a basic introduction to double-knitting. If either of those describes you, this may be the workshop for you!

In this workshop, we'll use the same techniques as in the intro workshop, but with a more complex chart. You will also learn my very clean double-knit selvedge and a variation on it.



### **PREREQUISITES (WHAT TO KNOW)**

To take this workshop, you must be able to cast on and knit and purl comfortably in single-layer knitting. If you are familiar with the long-tail CO and some other form of two-color knitting, you will have a leg up but these are not strictly necessary. Some comfort with following knitting charts will be helpful as well.

### **REQUIREMENTS (WHAT TO BRING)**

2 distinct solid colors (1 light, 1 darker) of plain yarn in the DK to worsted weight range and a pair of straight or circular needles in an appropriate size for your chosen yarn.

### **HOMEWORK (WHAT TO DO)**

Before coming to class, please watch the cast-on video ( [📺 Standard Double-knitting Cast-on](#) ) and try the cast-on with some spare yarn. We will go over the CO in class but the more people who have already tried it, the faster we can get into the “meat” of the workshop.

## Designing Two-pattern Double-knitting (Tier 1) (Saturday 4/15/23 - 1:30-4:30)

So you've learned to love the reversible magic that is double-knitting, and perhaps you want to make a gift with a unique personal touch. If you chart out the name of that special someone, when you double-knit it, the opposite layer is all in mirror-image letters! With planning and a little bending of the rules, you can avoid this.

In this workshop you'll learn how to build, follow, and knit a two-pattern double-knit chart so that you can make letters readable on either side – or even make two completely different patterns. You'll gain a deeper understanding of the structure of double-knit fabric and learn the possibilities (and limitations) of two-pattern double-knitting, along with a very clean double-knit selvedge.



### PREREQUISITES (WHAT TO KNOW)

You should have taken the **Introduction** or **Advanced Beginner** workshops or have facility with modern (two colors at once) double-knitting. The homework will help to refresh you if you are rusty. You should also be comfortable following knitting charts.

### REQUIREMENTS (WHAT TO BRING)


2 distinct solid colors (1 light, 1 darker) of plain yarn in the DK to worsted weight range and a pair of straight or circular needles in an appropriate size for your chosen yarn.

### HOMEWORK (WHAT TO DO)

The homework instructions will be provided to all registrants for the class once registration is confirmed.

## **Slip-stitch Double-knitting (Foundation)** **(Sunday, 4/16/23 9:00-Noon)**

Before the modern method of double-knitting on which my entire repertoire is based, there was another style of double-knitting which worked quite differently. For one thing, you only needed to work with one yarn at a time. If the yarn management issues with the two-colors-at-once “modern” method give you a headache, perhaps give the older slip-stitch style a try? While the fabric comes out the same, there are some distinct limitations to this style — but there is also some potential for growth. In this workshop, you'll learn how to work slip-stitch double-knitting in plain fabric and simple colorwork, as well as the cleanest edge solution available for this style.



### **PREREQUISITES (WHAT TO KNOW)**

To take this workshop, you must be able to cast on and knit and purl comfortably in single-layer knitting. If you are familiar with the long-tail CO and some other form of two-color knitting, you will have a leg up but these are not strictly necessary. Some comfort with following knitting charts will be helpful as well.

### **REQUIREMENTS (WHAT TO BRING)**

2 distinct solid colors (1 light 1 darker) of plain yarn in the DK to worsted weight range and a pair of straight or circular needles in an appropriate size for your chosen yarn.

### **HOMEWORK (WHAT TO DO)**

Before coming to class, please watch the cast-on video [Standard Double-knitting Cast-on](#) ) and try the cast-on with some spare yarn. We will go over the CO in class but the more people who have already tried it, the faster we can get into the “meat” of the workshop.



## **Reverse Double-knitting (Tier 1)** **(Sunday, 4/16/23 1:30-4:30)**

Do you love the reversible fabric of double-knitting but want something more than endless stockinette? Not quite ready for double-knit cables or lace? Add some intrigue with reverse double-knitting! Add purls to your reversible repertoire to expand the possibilities available to you.

In this workshop, you'll learn reverse double-knitting and how to transition into (and out of) standard double-knitting. You'll also learn a really clean double-knit Selvedge.



### **PREREQUISITES (WHAT TO KNOW)**

You should have taken the **Introduction or Advanced Beginner** workshops or have facility with modern (two colors at once) double-knitting. The homework will help to refresh you if you are rusty. You should also be comfortable following knitting charts.

### **REQUIREMENTS (WHAT TO BRING)**


2 distinct solid colors (1 light, 1 darker) of plain yarn in the DK to worsted weight range and a pair of straight or circular needles in an appropriate size for your chosen yarn.

### **HOMEWORK (WHAT TO DO)**

The homework instructions will be provided to all registrants for the class once registration is confirmed.

## **Three-color Double-knitting (Tier 1)** **(Monday, 4/17/23 9:00-Noon)**

Bored with only two colors in your double-knitting? Add a third! With more than two colors per row in double-knitting, the rules change a bit. Learn how to choose a color rotation and maintain it throughout a three-color pattern. In this workshop, you'll get to play with three-color double-knitting – and open new doors to design possibilities that were previously impossible (or at least improbable). You'll also learn how to integrate the unused color into a foolproof double-knit selvedge.



### **PREREQUISITES (WHAT TO KNOW)**

You should have taken the Introduction or Advanced Beginner workshops or have facility with modern (two colors at once) double-knitting. The homework will help to refresh you if you are rusty. You should also be comfortable following knitting charts.

### **REQUIREMENTS (WHAT TO BRING)**

3 distinct solid colors (1 light, 1 darker, 1 other) of plain yarn in the DK to worsted weight range and a pair of straight or circular needles in an appropriate size for your chosen yarn.


### **HOMEWORK (WHAT TO DO)**

The homework instructions will be provided to all registrants for the class once registration is confirmed.

## Self-lining Double-knitting (Tier 1) (Monday, 4/17/23 1:30-4:30)

There are a few patterns I've designed (and maybe you've got some in mind yourself) where reversibility is not as much of a concern as simply having a way to hide the "wrong side" of your colorwork while adding some extra structure to the fabric. Self-lining double-knitting is a special application of two-pattern double-knitting where one pattern is simply a solid color.

In this workshop, I'll teach you how to achieve self-lining in two and three colors, to prepare you in some small way for the fabric in my [Box of Delights](#) and [Whorl'd Tree](#) patterns. You'll also learn a really clean double-knit selvedge, as well as how to integrate a third color into it.



### PREREQUISITES (WHAT TO KNOW)

You should have taken the **Introduction or Advanced Beginner** workshops or have facility with modern (two colors at once) double-knitting. The homework will help to refresh you if you are rusty. You should also be comfortable following knitting charts.

### REQUIREMENTS (WHAT TO BRING)

3 distinct solid colors (1 light, 1 darker, 1 other) of plain yarn in the DK to worsted weight range and a pair of straight or circular needles in an appropriate size for your chosen yarn.

### HOMEWORK (WHAT TO DO)

The homework instructions will be provided to all registrants for the class once registration is confirmed.



**Rochester Knitting Guild  
Alasdair Post-Quinn Guest Workshops  
April 14, 15, 16 & 17, 2023**

Name: \_\_\_\_\_ e-mail \_\_\_\_\_

Address: \_\_\_\_\_

City, State, ZIP: \_\_\_\_\_

Phone: Day \_\_\_\_\_ Evening \_\_\_\_\_

***Please print clearly.*** Homework and supply list will be sent to registrants by Feb. 1

Please indicate the desired workshop(s) and enclose this completed form with a check payable to the Rochester Knitting Guild for the total amount, and mail to:

Cheri Switzer  
73 Tree Brook Dr.  
Rochester, NY 14625

**Foundations** workshops are the best way to start building your double-knitting skills. Not all Foundations are meant to build the same structure on top, so pay attention to prerequisites in future Tiers.

**Tier-1 workshops** are excellent next steps once you have a strong foundation. The workshops in this tier use the same "vocabulary" as the Foundations workshops, but combine them in new and intriguing ways.

**Members: \$35      Non-members: \$40**

**Introduction to Double-knitting (Foundation)**      \$ \_\_\_\_\_  
Friday - April 14, 2023, 9am - 12pm

**Double-knitting in the Round (Foundation)**      \$ \_\_\_\_\_  
Friday - April 14, 2023, 1:30 pm - 4:30 pm

**Advanced Beginner Double-knitting (Foundation)**      \$ \_\_\_\_\_  
Saturday - April 15, 2023, 9am - 12pm

**Designing Two Pattern Double-knitting (Tier 1)**      \$ \_\_\_\_\_  
Saturday - April 15, 2023, 1:30 pm - 4:30 pm

**Slipped Stitch Double-knitting (Foundation)**      \$ \_\_\_\_\_  
Sunday - April 16, 2023, 9am - 12pm

**Reverse Double-knitting (Tier 1)**      \$ \_\_\_\_\_  
Sunday - April 16, 2023, 1:30 pm - 4:30 pm

**Three Color Double-knitting (Tier 1)**      \$ \_\_\_\_\_  
Monday April 17, 2023, 9am - 12pm

**Self-Lining Double-knitting (Tier 1)**      \$ \_\_\_\_\_  
Monday April 17, 2023, 1:30 pm - 4:30 pm

**Check #** \_\_\_\_\_

**Total Amount Due** \$ \_\_\_\_\_