

News for Ewes

December 2022

Volume MMXXII
Number 9

The Rochester Knitting Guild is an organization to promote interest, appreciation and skill in knitting.

Visit our website
www.RochesterKnitting.org



Programming Notes

At our next meeting, on December 12, we'll be considering hats. They're small enough projects that there's still time to make a few before the holidays, if one is so inclined, and this being Rochester, there's always someone who needs a warm hat. But patterns as written aren't always exactly what we're looking for, and we're going to look at basic construction for basic hats, and how to adapt a pattern that's close but not perfect. We'll also talk about how to strike out on one's own without any pattern at all.

Sue Sayre
Vice President



President's Message

Hello Rochester's knitters

We certainly had a wonderful and well organized shop night. It was buzzing in the social hall with shoppers galore. I bought plenty of yarn on shop night for the long winter knitting months ahead in Rochester, NY. In addition, with the December 12th presentation on hats in the social hall at Temple B'rith Kodish, all I have to say is, "Yes, I now have yarn for that too!"

I am looking forward to the weekly Tuesday night Gnome-along on Zoom with Cindy starting November 29th. Then on Monday, January 9th we will have an all hands meeting on Zoom with a presentation by Sarah Schira of Imagined Landscapes. Be sure your membership dues are up to date so you receive the Zoom links for these events.

In response to reports of inconsistent delivery of emails, we have spent time and effort implementing a more efficient email distribution system. We hope you find it effective.

Enjoy your holiday season,
Margaret Mullen
President

Upcoming Meetings

All Hands Meetings

December 12th
January 9th (Zoom)
February 13th
7:00 p.m.
Doors open at 6:30
Temple B'rith Kodesh
2131 Elmwood Avenue
Rochester, NY 14618

Board Meetings

November 21st
December 19th
January 23rd
February 27th
7:00 via Zoom.
Link upon request



Library

Hey knitters! The Rochester Knitting Guild library has some great reference and idea books that are sitting in our cabinet just waiting for you to sign them out, take them home and then scan, read, browse, devour or just be inspired by them. Please come and take a look at them during the December meeting and hopefully take several home. Since the next in-person meeting isn't until February, you'll have two months to savor them and they might just help you get through the dark days and nights of January.

Our goal by the December meeting is to have the books reorganized by category, rather alphabetically by author as they have been. We quickly realized that most people come looking for a particular subject such as socks or lace and that having that particular category scattered throughout the whole cabinet was frustrating and definitely not helpful.

Also, at the December meeting we'll have several boxes of patterns and magazines that will be free to any member. There's some real oldies but classic goodies there. Please take a look.

Oh, and we almost forgot ... free chocolate with each book borrowed.

Joan Dupont and Kate Clark
Your friendly librarians

Guild Notes

Reminder: The snack table has been discontinued. You are welcome to bring food and drink to our meetings because I get hangry. However, please be respectful of our hosts and surroundings and do not bring any meat or meat products, and use a cup with a lid.

Spring events: Detailed information and registration forms for our spring workshops and retreat are attached to the end of this newsletter.

Member communication: We strongly encourage all of our members to receive all communications via e-mail.

Treasurer

If you have not yet paid your 2022-2023 dues of \$25, you can download a member form from our website at rochesterknitting.org and send a check to Rochester Knitting Guild, P.O. Box 92264, 1335 Jefferson Road, Rochester, NY 14692.

Or, if you have the ability to use Venmo, you can send a direct payment to our bank from yours using the address @RKG_Treasurer. *Please confirm that the area marked "no purchase or services" is greyed out so that the guild is not charged a fee.* If you use this option, be sure to include in your message all of your contact info (name, address, email) so that we can get you properly on our membership rolls and distribution lists.

Paying your membership dues by the end of December will ensure that you will continue to receive meeting notices, access to Zoom and in-person workshops, and our newsletter and other communications over the coming year.

Joan Batzold
Treasurer

Community Service

To date, 83 items have been collected from 10 guild members. So far, shawls and lap blankets have been donated to the Palliative Care unit at Strong Hospital. And I am working with East High School to donate hats, scarves and mittens for their food bank to help students in need. I am often asked what items are most needed. There are organizations that accept basically any item, birth to death. However, of particular need are elementary school age hats, scarves and mittens and wool mittens for men. But if those items are not your favorite, please continue to donate any items and I will find a good home for them.

Pat Butterfield
Community
Knitting



Auction

As you sort through your knitting stash this fall, keep in mind that we'll be collecting donations of yarn, needles, kits, etc., for the RKG Yarn Auction 2023 beginning in February. The Yarn Auction is a fun way to send those surplus yarns out into the world to find new homes in new stashes to become new projects. Share the love, share the yarn.

Meg Weglarz
Auction

Spring Workshops With Alasdair Post-Quinn

Guest Speaker: Monday, April 3, 2023 7 pm via Zoom

Spring Workshops:
April 14, 15, 16, 17, 2023 via Zoom

The Rochester Knitting Guild is delighted to welcome Alasdair Post-Quinn for our April presentation and Spring 2023 Workshops!

Alasdair's talk for the April 3rd Guild meeting will be, "A History in Two Layers: Double-knitting from 1800 to the Present" which will also include a demo of a number of advanced double-knitting techniques to whet your appetite for the upcoming workshops.

Alasdair Post-Quinn is the author of the critically acclaimed books *Extreme Double-Knitting* and *Double or Nothing* and a smattering of other patterns, mostly also double-knitted. He has been working to push the boundaries of double-knitting since 2003.

Alasdair lives in Cambridge, MA and works in computer repair when he's not traveling around North America to teach. He has a burgeoning business in self-published knitting books, patterns, online video tutorials and in-person workshops for all levels of double-knitting experience.



Cindy Proano
Workshops

Shop Liaison

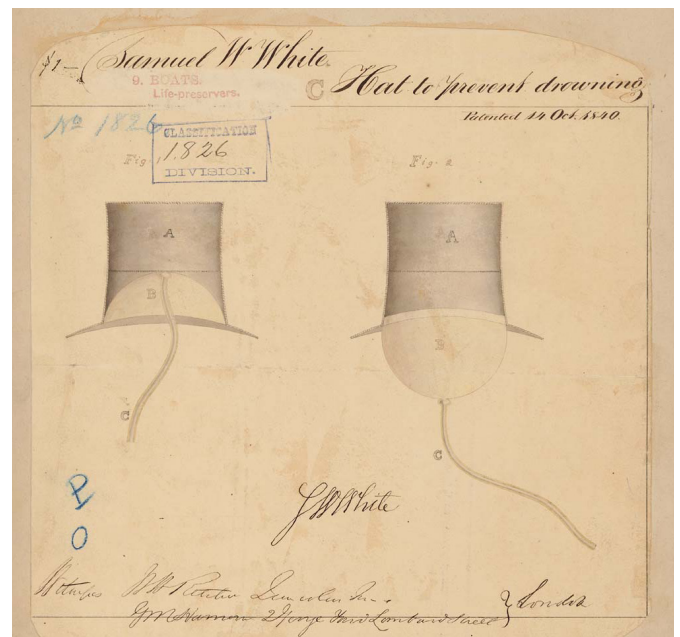
News from our member shops

Jane Beck from Sew Green will give a brief presentation about their organization at the start of our December 12 meeting. It will be informative to find out more about their mission.

Liz Yockel of the Fuzzy Bunny (formerly Honeoye Craft Lab) will be celebrating her 9th anniversary as a brick and mortar shop on Saturday, December 10, 10-6 with guest fiber vendors (Home Row Fiber Co. and Flying Bucket Farm), a sale, door prizes, and snacks. Her shop is at 6 Honeoye Commons, in Honeoye. Congratulations to Liz!! In addition to her yarn and soap offerings, Liz also hosts Crafternoon at the Fuzzy Bunny each Saturday at 1:00 and people are welcome to bring projects and work on them in the shop in an informal group setting. Her regular shop hours are Thursday 2-6, Friday 10-6, and Saturday 10-6

Tina Turner Knits Fiber Arts Festival will be on February 19, 2023, from 10:00 a.m. to 4:00 p.m. at the RIT Inn and Conference Center, 5257 W. Henrietta Rd. Henrietta NY 14586. Please be sure to mark your calendars for this event! Just a reminder, Tina Turner Knits is one of our member shops and does offer a 10% discount at her store for Guild members.

Carol Kolb
Shop Liaison



January Meeting via Zoom With Sarah Schira

The Rochester Knitting Guild is delighted to welcome Sarah Schira of [Imagined Landscapes](https://www.imaginedlandscapes.com) to our January 9, 2023 Guild Zoom meeting at 7pm.

Sarah Schira is known for #NeverNotGnoming but when she's not knitting gnomes, she's designing knitting patterns for everyday adventures. She loves to design accessories that look harder than they are, and that flatter you while you live your adventures. She and her husband live in Manitoba, Canada, where they've raised their two kids to adulthood. Home-schooling both kids, coaching, and doing a lot of volunteer work with adult learners has fired Sarah's passion for anticipating problems before they happen and teaching so that people feel supercharged to be adventurous in their knitting.

"We travel to Germany to visit Rainer's family and when I'm abroad, I miss the big skies; when I'm here, I miss the cobblestones and shops. It's my passion for travel that inspires Imagined Landscapes designs. I love including the lines and textures I see, whether it's a sweeping prairie vista or a cobblestone intersection." Her website is: [ImaginedLandscapes.com](https://www.imaginedlandscapes.com)

BUT if you really want to learn about Sarah and her Gnomes, please click on this link for a **Video tour of her gnome cabinet**. That video takes about 20 minutes but WOW it is so much fun!!

SO, ARE WE READY TO GO GNOMING????

Well, I know I am ready! I've knit several of Sarah's patterns over the years, but never a gnome. I just would think that fiddly toys are not my thing. But after visiting Sarah's Gnome Cabinet and watching some of her tutorials, I am SOOO ready!!



I will be hosting a weekly Zoom knit and chat, **Gnome for the Holidays**, starting on Nov 29 and running until January 3, 2023, on Tuesdays at 7 pm for one hour. I will share some of Sarah's Gnome Schooling videos to get us ready to Gnome like crazy. And we can all share and cheer for each other's progress in making our gnomes before Sarah's presentation! I will send out a separate Zoom link before we start **Gnome for the Holidays**.

Do you want more Gnome Info? Here are links to Sarah's advent project and also to her YouTube Gnome Schooling videos

My gnome advent project (24 days of tiny gnomes on a garland): <https://www.imaginedlandscapes.com/2021/11/13/my-gnome-advent-project/>

The Gnome Schooling tutorial playlist (includes a getting started video to cover all the basics) <https://www.youtube.com/playlist?list=PLJPNt7oizfn96p2VSCCI6obN4fF2Dnt4i>

I hope you are not gnomed out yet--because here is some awesome news: Sarah is offering a discount code: "Rochester20" for 20% off any of my patterns on Ravelry or Payhip from today until the end of January.

Ravelry designer page link: <https://www.ravelry.com/designers/sarah-schira>

Payhip designer page link: <https://payhip.com/ImaginedLandscapes>

I hope you will all come Gnoming with me--and I'll see you at our first **Gnome for the Holidays** Zoom session on Tuesday, November 29 at 7 pm!!

Cindy Proano
Workshops



Stitch in our Community

Sit & Stitch
Webster Public Library,
Mondays,
3:30 to 5 pm

Knit Nook
Mendon Public Library,
22 N Main St, Honeoye Falls,
2nd & 4th Thursdays, 10-11:30am

Drop-in Knitting Circle
Irondequoit Public Library
room 213
Mondays
6:000 to 8:00 p.m.
Tuesdays
1:00 to 3:00 p.m.
Bring you knitting, quilting or needle-
work supplies and projects, and chat
while you work

**Does your local library, community center or
community group offer opportunities to stitch
with others? Share it here!**

newsletter@rochesterknitting.org

President	Margaret Mullen	president@rochesterknitting.org
Vice President	Sue Sayre	vicepresident@rochesterknitting.org
Past Presidents	Anne Schweighardt Holly Bauer-Mergan	pastpresident@rochesterknitting.org
Secretary	Anne Schweighardt	secretary@rochesterknitting.org
Treasurer	Joan Batzold	treasurer@rochesterknitting.org
Membership	Kat Tronolone	membership@rochesterknitting.org
Library/Knit Resources	Joan Dupont and Kate Clark	librarian@rochesterknitting.org
Web Site/Social Media	Jessica Krueger	webmistress@rochesterknitting.org
Newsletter	Natalie Klein	newsletter@rochesterknitting.org
Community Service	Pat Butterfield	communityservice@rochesterknitting.org
Shop Liaison	Carol Kolb	shopliaison@rochesterknitting.org
Auction Chair	Meg Weglarz	auction@rochesterknitting.org
Workshops	Cindy Proano & Cheri Switzer	workshops@rochesterknitting.org
Retreat	Nina Raqueño	retreat@rochesterknitting.org
Financial Review	Gloria Wimer	audit@rochesterknitting.org
Director	Marcie Shapiro	director2year@rochesterknitting.org
Director	Beth Camann	director1year@rochesterknitting.org

RKG Member Shops

The EWE's Yarn Gathering

716-771-4515

www.embraceableewe.com

Honeoye Craft Lab

Liz Yockel

6 Honeoye Commons

Honeoye, NY 14471

802-342-6342

www.honeoyecraftlab.com

Lift Bridge Yarns

Dawn Verdugo

23 N. Main st

Fairport, NY 14450

585-364-0521

www.liftbridgeyarns.com

Sew Green of Rochester

438 West Main Street

Rochester, NY 14608

585-328-2642

www.sewgreenrochester.org

Tina Turner Knits

Tina Turner

16 N, Goodman St., Suite 101

Rochester, NY 14607

585 820-4507

www.tinaturnerknits.com

Little Button Craft and Press

Shelby Przybylek

658 South Avenue

Rochester, New York 14619

585-371-7891

www.littlebuttoncraftandpress.com

Expressions in Needleart

Lori Malolepszy

110 S. Main Street

Canandaigua, NY 14424

585-394-4870

expressionsinneedleart.com

Yarn Culture

Patti Odinak

cutomerservice@yarnculture.com

www.yarnculture.com

Amelia's Fabric and Yarn Shoppe

Nancy E. Vornaran

7 Upton St.

Hilton, NY 14468


585-392-1192

<http://ameliasfabricandyarnshoppe.com>





Scenes from the 2013 Retreat



Magically Turn One Long Sock into a Pair



Tartan Plain Workshop

ROCHESTER KNITTING GUILD **Spring Knitting Retreat** **At Camp Stella Maris, Livonia, NY** **March 2-5 2023** **Come Treat Yourself to a Spring Knitting Retreat**



A weekend of knitting fun.

Friday Evening:

- Show & Tell

Saturday Workshop Choices:

- Knit 2 socks in 1
- Blur Fingerless Mitts
- Tartan plaid cowl or hat
- Color by Number Chevron Cowl

Saturday Evening:

- Knitting Game Night

Depart Sunday afternoon

Weekend Retreat Fee Includes:

- Choice of 2 Saturday Workshops
- Meals Friday Dinner through Sunday Brunch
- Group Overnight Accommodations

Reserve Your Spot Today!

Please select the desired workshops and enclose the completed form with a check payable to the Rochester Knitting Guild for the minimum \$50 Deposit Fee or Total Amount Due, and mail to:
 Nina Raqueno 5710 Old Orchard PT Livonia, NY 14487




Stay in the beautiful Wegman House

Explorations in Color



Blur: Fingerless Mitts



Color By Number Chevron Cowl



ROCHESTER KNITTING GUILD **Spring Knitting Retreat** **March 2-5 2023** **REGISTRATION FORM**

Name: _____

Phone: _____

Email address: _____

(Confirmation, complete weekend schedule, & supply list will be sent by email.)

- ☐ Knitting Weekend Fee \$ 200
- ☐ Weekend Fee (no workshops) \$ 175
- ☐ Saturday Day Camper Only \$ 75
- (Workshops, Lunch & Snacks Included)
- ☐ EXTRA Thursday Night Lodging .. \$ 75
- Total Included \$ _____

(A minimum \$50 deposit is due upon registration)

Remainder Due February 1, 2023 \$ _____

Cancellations: Please remember that all cancellations are subject to a \$20 fee, and NO cancellations are accepted after February 24th, unless there is a wait list.

Questions? Contact Nina Raqueno by phone at (585) 281-3846 or by email at nina.raqueno@gmail.com.

Can't join us for the entire weekend?
Join us for Saturday Workshops!
(9am-4pm)

- Please select 1 Morning and 1 Afternoon Workshop
- ____ Knit 2 Socks in 1 (AM)
- ____ Blur Fingerless Mitts (AM)
- ____ Color by Number Cowl (PM)
- ____ Tartan Plaid Hat or Cowl (PM)

Introduction to Double-knitting (Foundation)

(Friday 4/15/23 9am-Noon)

Double-knitting is a unique method of making a fabric with no “wrong” side and a built-in reversible colorwork pattern. Significantly different from the standard

intarsia and Fair Isle colorwork that are so well known, double-knitting is a labor-intensive but wholly worthwhile technique to have in your repertoire.

In this workshop, you'll learn my 2-color cast-on for double-knitting, get comfortable with the techniques involved, move into colorwork, and then finish with a bind-off that mirrors the cast-on. At the end of the workshop, you should have a motif swatch and be confident that you can tackle a larger standard double-knitting pattern.



PREREQUISITES (WHAT TO KNOW)

To take this workshop, you must be able to cast on and knit and purl comfortably in single-layer knitting. If you are familiar with the long-tail CO and some other form of two-color knitting, you will have a leg up but these are not strictly necessary.

REQUIREMENTS (WHAT TO BRING)

2 distinct solid colors (1 light, 1 darker) of plain yarn in the DK to worsted weight range and a pair of straight or circular needles in an appropriate size for your chosen yarn.

HOMEWORK (WHAT TO DO)

Please watch the cast-on video ([YouTube Standard Double-knitting Cast-on](#)) and try the cast-on with some spare yarn. We will go over the CO in class but the more people who have already tried it, the faster we can get into the “meat” of the workshop.

Double-knitting In the Round (Foundation) (Friday 4/15/23 1:30-4:30)

While I prefer to teach double-knitting flat for a number of reasons, there are many good patterns done in the round and it is, in fact, easier to double-knit in the round than flat. However, in the space of a short workshop, we won't have time to do a full hat cast-on, so this is also an opportunity for me to teach my preferred small-diameter knitting method using two circular needles.

In this workshop, you'll learn my 2-color cast-on for double-knitting, learn to join double-knitting in the round and follow an all-over chart. You'll learn about options for jog reduction and of course, how to double-knit on two circulars. You are welcome to use DPNs or magic loop if you would rather, but I will not be teaching those techniques.



PREREQUISITES (WHAT TO KNOW)

To take this workshop, you must be able to cast on and knit and purl comfortably in single-layer knitting. If you are familiar with the long-tail CO and some other form of two-color knitting, you will have a leg up but these are not strictly necessary. Some comfort with following knitting charts will be helpful as well.

REQUIREMENTS (WHAT TO BRING)

2 distinct solid colors (1 light, 1 darker) of plain yarn in the DK to worsted weight range and two circular needles (of any length) in an appropriate size for your chosen yarn.

HOMEWORK (WHAT TO DO)

Before coming to class, please watch the cast-on video ([YouTube Standard Double-knitting Cast-on](#)) and try the cast-on with some spare yarn. We will go over the CO in class but the more people who have already tried it, the faster we can get into the “meat” of the workshop.

Advanced Beginner Double-knitting (Foundation) **(Saturday 4/15/23 9am-Noon)**

Perhaps you've tried double-knitting once or twice in the past, but are still not feeling confident in their ability to start on a project. Perhaps you're an experienced knitter who wants a little less of a basic introduction to double-knitting. If either of those describes you, this may be the workshop for you!

In this workshop, we'll use the same techniques as in the intro workshop, but with a more complex chart. You will also learn my very clean double-knit selvedge and a variation on it.



PREREQUISITES (WHAT TO KNOW)

To take this workshop, you must be able to cast on and knit and purl comfortably in single-layer knitting. If you are familiar with the long-tail CO and some other form of two-color knitting, you will have a leg up but these are not strictly necessary. Some comfort with following knitting charts will be helpful as well.

REQUIREMENTS (WHAT TO BRING)

2 distinct solid colors (1 light, 1 darker) of plain yarn in the DK to worsted weight range and a pair of straight or circular needles in an appropriate size for your chosen yarn.

HOMEWORK (WHAT TO DO)

Before coming to class, please watch the cast-on video ([YouTube Standard Double-knitting Cast-on](#)) and try the cast-on with some spare yarn. We will go over the CO in class but the more people who have already tried it, the faster we can get into the “meat” of the workshop.

Designing Two-pattern Double-knitting (Tier 1) (Saturday 4/15/23 - 1:30-4:30)

So you've learned to love the reversible magic that is double-knitting, and perhaps you want to make a gift with a unique personal touch. If you chart out the name of that special someone, when you double-knit it, the opposite layer is all in mirror-image letters! With planning and a little bending of the rules, you can avoid this.

In this workshop you'll learn how to build, follow, and knit a two-pattern double-knit chart so that you can make letters readable on either side – or even make two completely different patterns. You'll gain a deeper understanding of the structure of double-knit fabric and learn the possibilities (and limitations) of two-pattern double-knitting, along with a very clean double-knit selvedge.



PREREQUISITES (WHAT TO KNOW)

You should have taken the **Introduction** or **Advanced Beginner** workshops or have facility with modern (two colors at once) double-knitting. The homework will help to refresh you if you are rusty. You should also be comfortable following knitting charts.

REQUIREMENTS (WHAT TO BRING)

2 distinct solid colors (1 light, 1 darker) of plain yarn in the DK to worsted weight range and a pair of straight or circular needles in an appropriate size for your chosen yarn.


HOMEWORK (WHAT TO DO)

The homework instructions will be provided to all registrants for the class once registration is confirmed.

Slip-stitch Double-knitting (Foundation)

(Sunday, 4/16/23 9:00-Noon)

Before the modern method of double-knitting on which my entire repertoire is based, there was another style of double-knitting which worked quite differently. For one thing, you only needed to work with one yarn at a time. If the yarn management issues with the two-colors-at-once “modern” method give you a headache, perhaps give the older slip-stitch style a try? While the fabric comes out the same, there are some distinct limitations to this style — but there is also some potential for growth. In this workshop, you'll learn how to work slip-stitch double-knitting in plain fabric and simple colorwork, as well as the cleanest edge solution available for this style.



PREREQUISITES (WHAT TO KNOW)

To take this workshop, you must be able to cast on and knit and purl comfortably in single-layer knitting. If you are familiar with the long-tail CO and some other form of two-color knitting, you will have a leg up but these are not strictly necessary. Some comfort with following knitting charts will be helpful as well.

REQUIREMENTS (WHAT TO BRING)

2 distinct solid colors (1 light 1 darker) of plain yarn in the DK to worsted weight range and a pair of straight or circular needles in an appropriate size for your chosen yarn.

HOMEWORK (WHAT TO DO)

Before coming to class, please watch the cast-on video [Standard Double-knitting Cast-on](#)) and try the cast-on with some spare yarn. We will go over the CO in class but the more people who have already tried it, the faster we can get into the “meat” of the workshop.

Reverse Double-knitting (Tier 1) (Sunday, 4/16/23 1:30-4:30)

Do you love the reversible fabric of double-knitting but want something more than endless stockinette? Not quite ready for double-knit cables or lace? Add some intrigue with reverse double-knitting! Add purls to your reversible repertoire to expand the possibilities available to you.

In this workshop, you'll learn reverse double-knitting and how to transition into (and out of) standard double-knitting. You'll also learn a really clean double-knit Selfedge.



PREREQUISITES (WHAT TO KNOW)

You should have taken the **Introduction or Advanced Beginner** workshops or have facility with modern (two colors at once) double-knitting. The homework will help to refresh you if you are rusty. You should also be comfortable following knitting charts.

REQUIREMENTS (WHAT TO BRING)

2 distinct solid colors (1 light, 1 darker) of plain yarn in the DK to worsted weight range and a pair of straight or circular needles in an appropriate size for your chosen yarn.


HOMEWORK (WHAT TO DO)

The homework instructions will be provided to all registrants for the class once registration is confirmed.

Three-color Double-knitting (Tier 1)

(Monday, 4/17/23 9:00-Noon)

Bored with only two colors in your double-knitting? Add a third! With more than two colors per row in double-knitting, the rules change a bit. Learn how to choose a color rotation and maintain it throughout a three-color pattern. In this workshop, you'll get to play with three-color double-knitting – and open new doors to design possibilities that were previously impossible (or at least improbable). You'll also learn how to integrate the unused color into a foolproof double-knit selvedge.



PREREQUISITES (WHAT TO KNOW)

You should have taken the Introduction or Advanced Beginner workshops or have facility with modern (two colors at once) double-knitting. The homework will help to refresh you if you are rusty. You should also be comfortable following knitting charts.

REQUIREMENTS (WHAT TO BRING)

3 distinct solid colors (1 light, 1 darker, 1 other) of plain yarn in the DK to worsted weight range and a pair of straight or circular needles in an appropriate size for your chosen yarn.

HOMEWORK (WHAT TO DO)

The homework instructions will be provided to all registrants for the class once registration is confirmed.

Self-lining Double-knitting (Tier 1) (Monday, 4/17/23 1:30-4:30)

There are a few patterns I've designed (and maybe you've got some in mind yourself) where reversibility is not as much of a concern as simply having a way to hide the “wrong side” of your colorwork while adding some extra structure to the fabric. Self-lining double-knitting is a special application of two-pattern double-knitting where one pattern is simply a solid color.

In this workshop, I'll teach you how to achieve self-lining in two and three colors, to prepare you in some small way for the fabric in my [Box of Delights](#) and [Whorl'd Tree](#) patterns. You'll also learn a really clean double-knit selvedge, as well as how to integrate a third color into it.



PREREQUISITES (WHAT TO KNOW)

You should have taken the **Introduction or Advanced Beginner** workshops or have facility with modern (two colors at once) double-knitting. The homework will help to refresh you if you are rusty. You should also be comfortable following knitting charts.

REQUIREMENTS (WHAT TO BRING)

3 distinct solid colors (1 light, 1 darker, 1 other) of plain yarn in the DK to worsted weight range and a pair of straight or circular needles in an appropriate size for your chosen yarn.

HOMEWORK (WHAT TO DO)

The homework instructions will be provided to all registrants for the class once registration is confirmed.

**Rochester Knitting Guild
Alasdair Post-Quinn Guest Workshops
April 14, 15, 16 & 17, 2023**

Name: _____ e-mail _____

Address: _____

City, State, ZIP: _____

Phone: Day _____ Evening _____

Please print clearly. Homework and supply list will be sent to registrants by Feb. 1

Please indicate the desired workshop(s) and enclose this completed form with a check payable to the Rochester Knitting Guild for the total amount, and mail to:

Cheri Switzer
73 Tree Brook Dr.
Rochester, NY 14625

Foundations workshops are the best way to start building your double-knitting skills. Not all Foundations are meant to build the same structure on top, so pay attention to prerequisites in future Tiers.

Tier-1 workshops are excellent next steps once you have a strong foundation. The workshops in this tier use the same "vocabulary" as the Foundations workshops, but combine them in new and intriguing ways.

Members: \$35 Non-members: \$40

Introduction to Double-knitting (Foundation) \$ _____
Friday - April 14, 2023, 9am - 12pm

Double-knitting in the Round (Foundation) \$ _____
Friday - April 14, 2023, 1:30 pm - 4:30 pm

Advanced Beginner Double-knitting (Foundation) \$ _____
Saturday - April 15, 2023, 9am - 12pm

Designing Two Pattern Double-knitting (Tier 1) \$ _____
Saturday - April 15, 2023, 1:30 pm - 4:30 pm

Slipped Stitch Double-knitting (Foundation) \$ _____
Sunday - April 16, 2023, 9am - 12pm

Reverse Double-knitting (Tier 1) \$ _____
Sunday - April 16, 2023, 1:30 pm - 4:30 pm

Three Color Double-knitting (Tier 1) \$ _____
Monday April 17, 2023, 9am - 12pm

Self-Lining Double-knitting (Tier 1) \$ _____
Monday April 17, 2023, 1:30 pm - 4:30 pm

Check # _____

Total Amount Due \$ _____



Mark your calendars for October 6-9th, 2023!

We're gearing up for a great comeback!

Registration begins April 1st, and it's not too early to mark your calendar for this inspiring weekend of weaving, sewing handwovens, felting, embellishments, tapestry, and spinning on the gorgeous grounds of the Chautauqua Institution. In addition to workshops, there will be a vendor evening, banquet and fashion show, an exhibit hall, time for colorful walks through the Chautauqua grounds, relaxing by the lake or just plain napping at day's end.

You might also make new fiber friends from other guilds and get to know your own guild members better, as you sip a cup of tea or glass of wine with feet stretched out in a cozy nook in our dorm. It's all part of a terrific time, and it only happens once every two years (longer if there's a pandemic!).

Check out www.eglfc.org for more workshop details. You can also check out our Facebook page, by searching EGLFC.

Eva Camacho	Textural Felting	evacamacho.com
Joan Berner	Sewing with Handwovens	joanbernertextiles.com
Sara Bixler	Lace and Surface Embellishment	redstoneglen.com/instructors/sara-bixler/
Rebecca Smith	Free Form Tapestry	rebeccasmithtapestry.com
Amy Tyler	Spin Knit Nexus	facebook.com/amy.tyler.125 stonesockfibers.com
Janney Simpson	Deflected Double Weave: Connections, Layers and Pockets	handwovenmagazine.com/idea-gallery-layers-of-design/

The committee needs one position filled immediately: Fashion Show Chair.

All Planning Committee meetings are on Zoom. Many hands make light work, and many volunteers are needed during the conference weekend. Please contact Hope Herting at mhherting@yahoo.com for more information.