

# News for Ewes

January 2023

Volume MMXXIII  
Number 1



The Rochester Knitting Guild is an organization to promote interest, appreciation and skill in knitting.

Visit our website  
[www.RochesterKnitting.org](http://www.RochesterKnitting.org)

## January Programming Notes

On January 9th, We are staying home (and warm) by welcoming Sarah Schira via Zoom. See the next page for more details about this exciting guest speaker



## President's Message

Hello to Rochester Knitting Guild Members, I hope 2023 finds you well. As the new year dawns I continue to learn new things. This baby boomer is now learning about and exploring the many workings of Instagram to help widen our reach to other knitters in Rochester and beyond. The current highlights of following the guild are *Finished Object Friday* and *Work-in-Progress Wednesday*.

One of the most satisfying things I did over the holiday break was to teach my Chicago son's girlfriend how to knit. She loved learning and created a cute Rasta Holiday Cowl during our visit to Chicago (photo left). Reach out and teach the next generation to knit so we can keep our sheep and alpaca farmers in business!

I'll see you **January 9th** on Zoom for the next all-hands meeting with Sarah Schira. Paid members keep an eye out for the Zoom link.

On February 13th we will have "Interesting Cast-Ons" mini workshops at Temple B'rith Kodesh.

In March there will be a book auction (See librarian's section of newsletter) and a presentation on stash management. In March, I will also attend the Rochester Knitting Guild Retreat for the first time and experience the joy of sleeping in a bunk bed.

*Happy New Year!*  
*Margaret Mullen*  
*President*

## Upcoming Meetings

### *All Hands Meetings*

January 9th (Zoom)  
February 13th  
March 13th  
7:00 p.m.  
Doors open at 6:30  
Temple B'rith Kodesh  
2131 Elmwood Avenue  
Rochester, NY 14618

### *Board Meetings*

November 21st  
December 19th  
January 23rd  
February 27th  
7:00 via Zoom.  
Link upon request

## January Meeting via Zoom With Sarah Schira

Join us via Zoom for a delightful evening with Sarah and her gnomes!!

Sarah Schira is known for #NeverNotGnoming but when she's not knitting gnomes, she's designing knitting patterns for everyday adventures. She loves to design accessories that look harder than they are, and that flatter you while you live your adventures.

She and her husband live in Manitoba, Canada, where they've raised their two kids to adulthood. Home-schooling both kids, coaching, and doing a lot of volunteer work with adult learners has fired Sarah's passion for anticipating problems before they happen and teaching so that people feel supercharged to be adventurous in their knitting.

"We travel to Germany to visit Rainer's family and when I'm abroad, I miss the big skies; when I'm here, I miss the cobblestones and shops. It's my passion for travel that inspires Imagined Landscapes designs. I love including the lines and textures I see, whether it's a sweeping prairie vista or a cobblestone intersection." Her website is [ImaginedLandscapes.com](http://ImaginedLandscapes.com).

A Zoom link will be provided separately to members in good standing.

Cindy Proano  
*Workshops*



## Guild Notes

*Social Media:* Please follow us on Facebook (Rochester Knitting Guild) and Instagram ([rochesterknittingguild](https://www.instagram.com/rochesterknittingguild)). If you would like to be featured on a future Work In Progress Wednesday or Finished Object Friday post, please email a photo, the pattern name, designer and yarn used to [director2year@rochesterknitting.org](mailto:director2year@rochesterknitting.org).

*Snack Table:* We are cleaning out our hospitality cabinet since snack table has been discontinued. If you donated any items to the guild for hospitality use and would like them back, please contact a guild board member to make arrangements.

*Spring Events:* Detailed information and registration forms for our spring workshops and retreat are attached to the end of this newsletter. Openings are still available!

*Temple Access:* Please be on time to our in-person meetings because the temple doors are set to lock automatically after our meeting start time. The temple's doors open at 6:30, and our meeting starts at 7:00.

Thank you to the members that allowed their projects to be photographed for the newsletter




## Library

Good news! The Guild library books are now sorted by category, making it much easier for members to find ideas and help with projects. The next step will be add the category information to the database member portion of the guild website. At the same time, we'll be verifying that the database matches our current inventory.

Coming to the March guild meeting - an overstock book sale.

*Joan Dupont and Kate Clark  
librarians*




## Shop Liaison

*News from our member shops*

*New Member Shop:* The Guild has a new member shop, Strings 'n Things. Carol McManus, the shop owner, will be offering a discount to current Guild members on regular priced items in her shop. Please remember to show your current Guild membership card when you visit. String 'n Things is located in the village of Palmyra at 330 East Main Street and the phone number is (315)-310-1656. Please check out their website at [www.https://stringsnthingsyarn.com](http://www.https://stringsnthingsyarn.com) for products, classes, and store hours.

*News from Sew Green:* For the next couple of weeks, Sew Green is not accepting donations. Beginning mid-January they will start accepting donations of anything related to yarn, fabric, etc., once again. Sew Green really appreciates all the donations they receive and will find good homes for your donated items. In addition to donating items, if you are interested in teaching a class or helping out in the store, please contact them at (585) 328-2642.

*Carol Kolb  
Shop Liaison*



## Community Service

January is here, the holiday rush is over, and the weather makes us want to stay inside where it's warm all of which makes January the perfect month to knit for the community! I'd like to issue a challenge for the month of January for every member to complete at least one item to donate at the in-person February guild meeting. With over 170 members, that would mean a huge influx of items! And hats, mittens and scarves are still needed in late February and March in our area. Shawls, blankets, and baby items are needed all year long.

Everyone who donates at least one item will get a sweet treat at the February meeting, and will be entered in the end of year drawing.


*Pat Butterfield  
Community Knitting*



## Auction

As you sort through your knitting stash this fall, keep in mind that we'll be collecting donations of yarn, needles, kits, etc., for the RKG Yarn Auction 2023 beginning in February. The Yarn Auction is a fun way to send those surplus yarns out into the world to find new homes in new stashes to become new projects. Share the love, share the yarn.

*Meg Weglarz  
Auction*



## Spring Retreat

Our Spring Retreat is returning for its 11th year! Join in for a long weekend of guilt-free fiber time March 2nd to 5th, 2023 at Camp Stella Maris. Registration begins at our November 14th meeting. Workshop details coming soon. [Nina.Requeno@gmail.com](mailto:Nina.Requeno@gmail.com)

## Spring Workshops With Alasdair Post-Quinn

Guest Speaker: Monday, April 3, 2023 . via Zoom  
Spring Workshops:  
April 14, 15, 16, 17, 2023 via Zoom

The Rochester Knitting Guild is delighted to welcome Alasdair Post-Quinn for our April presentation and Spring 2023 Workshops!

Alasdair Post-Quinn is the author of the critically acclaimed books *Extreme Double-Knitting* and *Double or Nothing* and a smattering of other patterns, mostly also double-knitted. He has been working to push the boundaries of double-knitting since 2003.

Alasdair lives in Cambridge, MA and works in computer repair when he's not traveling around North America to teach. He has a burgeoning business in self-published knitting books, patterns, online video tutorials and in-person workshops for all levels of double-knitting experience.

Alasdair describes double-knitting as a “unique method of making a fabric with no “wrong” side and a built-in reversible colorwork pattern. Significantly different from the standard intarsia and Fair Isle colorwork that are so well known, double-knitting is

a labor-intensive but wholly worthwhile technique to have in your repertoire.” The Atyria II hat from Alasdair's book, *Double or Nothing* (below).

There will be introductory workshop classes offered during the Workshop weekend as well as a progression of classes exploring multiple pattern double-knitting, multiple color double-knitting and other exciting techniques.

Registration forms and descriptions of all the workshops are attached to this newsletter and are posted on the website in the Members section.

The Guild plans to offer some samples of basic double-knitting during a monthly program night before the workshops so that all members can be introduced to the types of fabric and projects that you can make with double knitting. But we will warn you that double-knitting can become addictive!

Cindy Proano  
*Workshops*



website password:  
**p3togtbl**

# Stitch in our Community

**Sit & Stitch**  
**Webster Public Library,**  
Mondays,  
3:30 to 5 pm

**Knit Nook**  
**Mendon Public Library,**  
22 N Main St, Honeoye Falls,  
2nd & 4th Thursdays, 10-11:30am

**Drop-in Knitting Circle**  
**Irondequoit Public Library**  
room 213  
Mondays  
6:00 to 8:00 p.m.  
Tuesdays  
1:00 to 3:00 p.m.  
Bring you knitting, quilting or needle-  
work supplies and projects, and chat  
while you work

**Does your local library, community center or  
community group offer opportunities to stitch  
with others? Share it here!**

[newsletter@rochesterknitting.org](mailto:newsletter@rochesterknitting.org)

<b>President</b>	Margaret Mullen	<a href="mailto:president@rochesterknitting.org">president@rochesterknitting.org</a>
<b>Vice President</b>	Sue Sayre	<a href="mailto:vicepresident@rochesterknitting.org">vicepresident@rochesterknitting.org</a>
<b>Past Presidents</b>	Anne Schweighardt Holly Bauer-Mergan	<a href="mailto:pastpresident@rochesterknitting.org">pastpresident@rochesterknitting.org</a>
<b>Secretary</b>	Anne Schweighardt	<a href="mailto:secretary@rochesterknitting.org">secretary@rochesterknitting.org</a>
<b>Treasurer</b>	Joan Batzold	<a href="mailto:treasurer@rochesterknitting.org">treasurer@rochesterknitting.org</a>
<b>Membership</b>	Kat Tronolone	<a href="mailto:membership@rochesterknitting.org">membership@rochesterknitting.org</a>
<b>Library/Knit Resources</b>	Joan Dupont and Kate Clark	<a href="mailto:librarian@rochesterknitting.org">librarian@rochesterknitting.org</a>
<b>Web Site/Social Media</b>	Jessica Krueger	<a href="mailto:webmistress@rochesterknitting.org">webmistress@rochesterknitting.org</a>
<b>Newsletter</b>	Natalie Klein	<a href="mailto:newsletter@rochesterknitting.org">newsletter@rochesterknitting.org</a>
<b>Community Service</b>	Pat Butterfield	<a href="mailto:communityservice@rochesterknitting.org">communityservice@rochesterknitting.org</a>
<b>Shop Liaison</b>	Carol Kolb	<a href="mailto:shopliaison@rochesterknitting.org">shopliaison@rochesterknitting.org</a>
<b>Auction Chair</b>	Meg Weglarz	<a href="mailto:auction@rochesterknitting.org">auction@rochesterknitting.org</a>
<b>Workshops</b>	Cindy Proano & Cheri Switzer	<a href="mailto:workshops@rochesterknitting.org">workshops@rochesterknitting.org</a>
<b>Retreat</b>	Nina Raqueño	<a href="mailto:retreat@rochesterknitting.org">retreat@rochesterknitting.org</a>
<b>Financial Review</b>	Gloria Wimer	<a href="mailto:audit@rochesterknitting.org">audit@rochesterknitting.org</a>
<b>Director</b>	Marcie Shapiro	<a href="mailto:director2year@rochesterknitting.org">director2year@rochesterknitting.org</a>
<b>Director</b>	Beth Camann	<a href="mailto:director1year@rochesterknitting.org">director1year@rochesterknitting.org</a>

# RKG Member Shops

## *Expressions in Needleart*

Lori Malolepszy  
110 S. Main Street  
Canandaigua, NY 14424  
585-394-4870  
[expressionsinneedleart.com](http://expressionsinneedleart.com)

## *The Fuzzy Bunny*

Liz Yockel  
6 Honeoye Commons  
Honeoye, NY 14471  
(802) 342-6342  
[www.fuzzybunnyarn.com](http://www.fuzzybunnyarn.com)

## *Amelia's Fabric and Yarn Shoppe*

Nancy E. Vornaran  
7 Upton St.  
Hilton, NY 14468  
585-392-1192  
<http://ameliasfabricandyarnshoppe.com>

## *Lift Bridge Yarns*

Dawn Verdugo  
23 N. Main st  
Fairport, NY 14450  
585-364-0521  
[www.liftbridgeyarns.com](http://www.liftbridgeyarns.com)

## *Tina Turner Knits*

Tina Turner  
16 N, Goodman St., Suite 101  
Rochester, NY 14607  
585 820-4507  
[www.tinaturnerknits.com](http://www.tinaturnerknits.com)

## *Little Button Craft and Press*

Shelby Przybylek  
658 South Avenue  
Rochester, New York 14619  
585-371-7891  
[www.littlebuttoncraftandpress.com](http://www.littlebuttoncraftandpress.com)

## *Sew Green of Rochester*

438 West Main Street  
Rochester, NY 14608  
585-328-2642  
[www.sewgreenrochester.org](http://www.sewgreenrochester.org)

## *Yarn Culture*

Patti Odinak  
[customerservice@yarnculture.com](mailto:customerservice@yarnculture.com)  
[www.yarnculture.com](http://www.yarnculture.com)

## *The EWE' s Yarn Gathering*

716-771-4515  
[www.embraceableewe.com](http://www.embraceableewe.com)

## *Strings 'n Things*

Carol McManus  
330 East Main Street  
Palmyra, NY 14522  
1-315-310-1656  
[www.stringsnthingsyarn.com](http://www.stringsnthingsyarn.com)



**ROCHESTER KNITTING GUILD  
Spring Knitting Retreat  
At Camp Stella Maris, Livonia, NY  
March 2-5 2023  
Come Treat Yourself to a Spring Knitting Retreat**



Stay in the beautiful Wegman House



Scenes from the 2013 Retreat



Explorations in Color



Blur: Fingerless Mitts



Magically Turn One Long Sock into a Pair

**A weekend of knitting fun.**

**Friday Evening:**

- Show & Tell

**Saturday Workshop Choices:**

- Knit 2 socks in 1
- Blur Fingerless Mitts
- Tartan plaid cowl or hat
- Color by Number Chevron Cowl

**Saturday Evening:**

- Knitting Game Night

**Depart Sunday afternoon**

**Weekend Retreat Fee Includes:**

- Choice of 2 Saturday Workshops
- Meals Friday Dinner through Sunday Brunch
- Group Overnight Accommodations



Tartan Plain Workshop



Color By Number Chevron Cowl

**Reserve Your Spot Today!**

Please select the desired workshops and enclose the completed form with a check payable to the Rochester Knitting Guild for the minimum \$50 Deposit Fee or Total Amount Due, and mail to:  
Nina Raqueno 5710 Old Orchard PT Livonia, NY 14487

ROCHESTER KNITTING GUILD  
Spring Knitting Retreat  
March 2-5 2023  
REGISTRATION FORM

Name: \_\_\_\_\_

Phone: \_\_\_\_\_

Email address: \_\_\_\_\_

( Confirmation, complete weekend schedule, & supply list will be sent by email. )

- Knitting Weekend Fee ..... \$ 200
- Weekend Fee (no workshops) ..... \$ 175
- Saturday Day Camper Only ..... \$ 75
- (Workshops, Lunch & Snacks Included)
- EXTRA Thursday Night Lodging .. \$ 75
- Total Included \$ \_\_\_\_\_

- Please select 1 Morning and 1 Afternoon Workshop
- \_\_\_ Knit 2 Socks in 1 (AM)
  - \_\_\_ Blur Fingerless Mitts (AM)
  - \_\_\_ Color by Number Cowl (PM)
  - \_\_\_ Tartan Plaid Hat or Cowl (PM)

(A minimum \$50 deposit is due upon registration)  
Remainder Due February 1, 2023 \$ \_\_\_\_\_

**Cancellations:** Please remember that all cancellations are subject to a \$20 fee, and NO cancellations are accepted after February 24th, unless there is a wait list.

**Questions?** Contact Nina Raqueno by phone at (585) 281-3846 or by email at nina.raqueno@gmail.com.

**Can't join us for the  
entire weekend?  
Join us for Saturday  
Workshops!  
(9am-4pm)**



**Rochester Knitting Guild  
Alasdair Post-Quinn Guest Workshops  
April 14, 15, 16 & 17, 2023**

Name: \_\_\_\_\_ e-mail \_\_\_\_\_

Address: \_\_\_\_\_

City, State, ZIP: \_\_\_\_\_

Phone: Day \_\_\_\_\_ Evening \_\_\_\_\_

***Please print clearly.*** Homework and supply list will be sent to registrants by Feb. 1

Please indicate the desired workshop(s) and enclose this completed form with a check payable to the Rochester Knitting Guild for the total amount, and mail to:

Cheri Switzer  
73 Tree Brook Dr.  
Rochester, NY 14625

**Foundations** workshops are the best way to start building your double-knitting skills. Not all Foundations are meant to build the same structure on top, so pay attention to prerequisites in future Tiers.

**Tier-1 workshops** are excellent next steps once you have a strong foundation. The workshops in this tier use the same "vocabulary" as the Foundations workshops, but combine them in new and intriguing ways.

**Members: \$35      Non-members: \$40**

**Introduction to Double-knitting (Foundation)**      \$ \_\_\_\_\_  
Friday - April 14, 2023, 9am - 12pm

**Double-knitting in the Round (Foundation)**      \$ \_\_\_\_\_  
Friday - April 14, 2023, 1:30 pm - 4:30 pm

**Advanced Beginner Double-knitting (Foundation)**      \$ \_\_\_\_\_  
Saturday - April 15, 2023, 9am - 12pm

**Designing Two Pattern Double-knitting (Tier 1)**      \$ \_\_\_\_\_  
Saturday - April 15, 2023, 1:30 pm - 4:30 pm

**Slipped Stitch Double-knitting (Foundation)**      \$ \_\_\_\_\_  
Sunday - April 16, 2023, 9am - 12pm

**Reverse Double-knitting (Tier 1)**      \$ \_\_\_\_\_  
Sunday - April 16, 2023, 1:30 pm - 4:30 pm

**Three Color Double-knitting (Tier 1)**      \$ \_\_\_\_\_  
Monday April 17, 2023, 9am - 12pm

**Self-Lining Double-knitting (Tier 1)**      \$ \_\_\_\_\_  
Monday April 17, 2023, 1:30 pm - 4:30 pm

**Check #** \_\_\_\_\_

**Total Amount Due** \$ \_\_\_\_\_



## Introduction to Double-knitting (Foundation)

**(Friday 4/15/23 9am-Noon)**

Double-knitting is a unique method of making a fabric with no “wrong” side and a built-in reversible colorwork pattern. Significantly different from the standard

intarsia and Fair Isle colorwork that are so well known, double-knitting is a labor-intensive but wholly worthwhile technique to have in your repertoire.

In this workshop, you'll learn my 2-color cast-on for double-knitting, get comfortable with the techniques involved, move into colorwork, and then finish with a bind-off that mirrors the cast-on. At the end of the workshop, you should have a motif swatch and be confident that you can tackle a larger standard double-knitting pattern.



### **PREREQUISITES (WHAT TO KNOW)**

To take this workshop, you must be able to cast on and knit and purl comfortably in single-layer knitting. If you are familiar with the long-tail CO and some other form of two-color knitting, you will have a leg up but these are not strictly necessary.

### **REQUIREMENTS (WHAT TO BRING)**

2 distinct solid colors (1 light, 1 darker) of plain yarn in the DK to worsted weight range and a pair of straight or circular needles in an appropriate size for your chosen yarn.

### **HOMEWORK (WHAT TO DO)**

Please watch the cast-on video ( [YouTube Standard Double-knitting Cast-on](#) ) and try the cast-on with some spare yarn. We will go over the CO in class but the more people who have already tried it, the faster we can get into the “meat” of the workshop.

## Double-knitting In the Round (Foundation) (Friday 4/15/23 1:30-4:30)

While I prefer to teach double-knitting flat for a number of reasons, there are many good patterns done in the round and it is, in fact, easier to double-knit in the round than flat. However, in the space of a short workshop, we won't have time to do a full hat cast-on, so this is also an opportunity for me to teach my preferred small-diameter knitting method using two circular needles.

In this workshop, you'll learn my 2-color cast-on for double-knitting, learn to join double-knitting in the round and follow an all-over chart. You'll learn about options for jog reduction and of course, how to double-knit on two circulars. You are welcome to use DPNs or magic loop if you would rather, but I will not be teaching those techniques.



### PREREQUISITES (WHAT TO KNOW)

To take this workshop, you must be able to cast on and knit and purl comfortably in single-layer knitting. If you are familiar with the long-tail CO and some other form of two-color knitting, you will have a leg up but these are not strictly necessary. Some comfort with following knitting charts will be helpful as well.

### REQUIREMENTS (WHAT TO BRING)

2 distinct solid colors (1 light, 1 darker) of plain yarn in the DK to worsted weight range and two circular needles (of any length) in an appropriate size for your chosen yarn.

### HOMEWORK (WHAT TO DO)

Before coming to class, please watch the cast-on video ( [YouTube Standard Double-knitting Cast-on](#) ) and try the cast-on with some spare yarn. We will go over the CO in class but the more people who have already tried it, the faster we can get into the “meat” of the workshop.

## **Advanced Beginner Double-knitting (Foundation) (Saturday 4/15/23 9am-Noon)**

Perhaps you've tried double-knitting once or twice in the past, but are still not feeling confident in their ability to start on a project. Perhaps you're an experienced knitter who wants a little less of a basic introduction to double-knitting. If either of those describes you, this may be the workshop for you!

In this workshop, we'll use the same techniques as in the intro workshop, but with a more complex chart. You will also learn my very clean double-knit selvedge and a variation on it.



### **PREREQUISITES (WHAT TO KNOW)**

To take this workshop, you must be able to cast on and knit and purl comfortably in single-layer knitting. If you are familiar with the long-tail CO and some other form of two-color knitting, you will have a leg up but these are not strictly necessary. Some comfort with following knitting charts will be helpful as well.

### **REQUIREMENTS (WHAT TO BRING)**

2 distinct solid colors (1 light, 1 darker) of plain yarn in the DK to worsted weight range and a pair of straight or circular needles in an appropriate size for your chosen yarn.

### **HOMEWORK (WHAT TO DO)**

Before coming to class, please watch the cast-on video ( [📺 Standard Double-knitting Cast-on](#) ) and try the cast-on with some spare yarn. We will go over the CO in class but the more people who have already tried it, the faster we can get into the “meat” of the workshop.

## Designing Two-pattern Double-knitting (Tier 1) (Saturday 4/15/23 - 1:30-4:30)

So you've learned to love the reversible magic that is double-knitting, and perhaps you want to make a gift with a unique personal touch. If you chart out the name of that special someone, when you double-knit it, the opposite layer is all in mirror-image letters! With planning and a little bending of the rules, you can avoid this.

In this workshop you'll learn how to build, follow, and knit a two-pattern double-knit chart so that you can make letters readable on either side – or even make two completely different patterns. You'll gain a deeper understanding of the structure of double-knit fabric and learn the possibilities (and limitations) of two-pattern double-knitting, along with a very clean double-knit selvedge.



### PREREQUISITES (WHAT TO KNOW)

You should have taken the **Introduction** or **Advanced Beginner** workshops or have facility with modern (two colors at once) double-knitting. The homework will help to refresh you if you are rusty. You should also be comfortable following knitting charts.

### REQUIREMENTS (WHAT TO BRING)


2 distinct solid colors (1 light, 1 darker) of plain yarn in the DK to worsted weight range and a pair of straight or circular needles in an appropriate size for your chosen yarn.

### HOMEWORK (WHAT TO DO)

The homework instructions will be provided to all registrants for the class once registration is confirmed.

## **Slip-stitch Double-knitting (Foundation)** **(Sunday, 4/16/23 9:00-Noon)**

Before the modern method of double-knitting on which my entire repertoire is based, there was another style of double-knitting which worked quite differently. For one thing, you only needed to work with one yarn at a time. If the yarn management issues with the two-colors-at-once “modern” method give you a headache, perhaps give the older slip-stitch style a try? While the fabric comes out the same, there are some distinct limitations to this style — but there is also some potential for growth. In this workshop, you'll learn how to work slip-stitch double-knitting in plain fabric and simple colorwork, as well as the cleanest edge solution available for this style.



### **PREREQUISITES (WHAT TO KNOW)**

To take this workshop, you must be able to cast on and knit and purl comfortably in single-layer knitting. If you are familiar with the long-tail CO and some other form of two-color knitting, you will have a leg up but these are not strictly necessary. Some comfort with following knitting charts will be helpful as well.

### **REQUIREMENTS (WHAT TO BRING)**

2 distinct solid colors (1 light 1 darker) of plain yarn in the DK to worsted weight range and a pair of straight or circular needles in an appropriate size for your chosen yarn.

### **HOMEWORK (WHAT TO DO)**

Before coming to class, please watch the cast-on video [Standard Double-knitting Cast-on](#) ) and try the cast-on with some spare yarn. We will go over the CO in class but the more people who have already tried it, the faster we can get into the “meat” of the workshop.

## **Reverse Double-knitting (Tier 1)** **(Sunday, 4/16/23 1:30-4:30)**

Do you love the reversible fabric of double-knitting but want something more than endless stockinette? Not quite ready for double-knit cables or lace? Add some intrigue with reverse double-knitting! Add purls to your reversible repertoire to expand the possibilities available to you.

In this workshop, you'll learn reverse double-knitting and how to transition into (and out of) standard double-knitting. You'll also learn a really clean double-knit Selvedge.



### **PREREQUISITES (WHAT TO KNOW)**

You should have taken the **Introduction or Advanced Beginner** workshops or have facility with modern (two colors at once) double-knitting. The homework will help to refresh you if you are rusty. You should also be comfortable following knitting charts.

### **REQUIREMENTS (WHAT TO BRING)**


2 distinct solid colors (1 light, 1 darker) of plain yarn in the DK to worsted weight range and a pair of straight or circular needles in an appropriate size for your chosen yarn.

### **HOMEWORK (WHAT TO DO)**

The homework instructions will be provided to all registrants for the class once registration is confirmed.

## **Three-color Double-knitting (Tier 1)** **(Monday, 4/17/23 9:00-Noon)**

Bored with only two colors in your double-knitting? Add a third! With more than two colors per row in double-knitting, the rules change a bit. Learn how to choose a color rotation and maintain it throughout a three-color pattern. In this workshop, you'll get to play with three-color double-knitting – and open new doors to design possibilities that were previously impossible (or at least improbable). You'll also learn how to integrate the unused color into a foolproof double-knit selvedge.



### **PREREQUISITES (WHAT TO KNOW)**

You should have taken the Introduction or Advanced Beginner workshops or have facility with modern (two colors at once) double-knitting. The homework will help to refresh you if you are rusty. You should also be comfortable following knitting charts.

### **REQUIREMENTS (WHAT TO BRING)**

3 distinct solid colors (1 light, 1 darker, 1 other) of plain yarn in the DK to worsted weight range and a pair of straight or circular needles in an appropriate size for your chosen yarn.


### **HOMEWORK (WHAT TO DO)**

The homework instructions will be provided to all registrants for the class once registration is confirmed.

## Self-lining Double-knitting (Tier 1) (Monday, 4/17/23 1:30-4:30)

There are a few patterns I've designed (and maybe you've got some in mind yourself) where reversibility is not as much of a concern as simply having a way to hide the “wrong side” of your colorwork while adding some extra structure to the fabric. Self-lining double-knitting is a special application of two-pattern double-knitting where one pattern is simply a solid color.

In this workshop, I'll teach you how to achieve self-lining in two and three colors, to prepare you in some small way for the fabric in my [Box of Delights](#) and [Whorl'd Tree](#) patterns. You'll also learn a really clean double-knit selvedge, as well as how to integrate a third color into it.



### PREREQUISITES (WHAT TO KNOW)

You should have taken the **Introduction or Advanced Beginner** workshops or have facility with modern (two colors at once) double-knitting. The homework will help to refresh you if you are rusty. You should also be comfortable following knitting charts.

### REQUIREMENTS (WHAT TO BRING)

3 distinct solid colors (1 light, 1 darker, 1 other) of plain yarn in the DK to worsted weight range and a pair of straight or circular needles in an appropriate size for your chosen yarn.

### HOMEWORK (WHAT TO DO)

The homework instructions will be provided to all registrants for the class once registration is confirmed.