

Rochester Knitting Guild


Celebrating 25 Years of Knitting

News for Ewes

"all the news that's fit to knit"

February 2013 Volume XXVII Number 6

The Rochester Knitting Guild is an organization to promote interest, appreciation and skill in knitting. Visit our website at www.RochesterKnitting.org



2012-13 Calendar

Feb 11	Felting Workshop
March 11	Karin from Periwinkle Sheep
April 8	Fashion Show
May 13	Yarn Auction

7:00 pm
Temple B'rith Kodesh
2131 Elmwood Ave., Rochester, NY

*Doors open at 6:30, business and announcements at 7:00. Program starts promptly at 7:30 pm. The **HelpTable with Lynne Sherwood** is available until 7:30 pm.*

Board Meetings:

February 25
March 18
April 22

6:30 pm
Temple B'rith Kodesh, Rm. 106
2131 Elmwood Ave., Rochester, NY

All members are welcome to attend.

Deadline for March '13 Newsletter

Submit all articles by **Feb. 19** to
newsletter@rochesterknitting.org

Yarn Auction

It's that time of the year again! The holidays are done and life returns to normal. Now is the time to go through your stash to make room for all the new goodies you got for the holidays.

The yarn auction is coming and we need your help and your yarn! I will be collecting donations up until the April meeting.

Thank you to everyone who has donated items to the yarn auction so far! Your donations make the auction possible.

—Julia Cialini

Colorful Afghan Time!

CORRECTIONS in the pattern. Can you believe it? I made mistakes writing up what might be the world's shortest pattern!

Corrections are underlined. Directions should read:

First Triangle

Cast on 2 stitches, leaving an 8" tail for assemblers to sew together.

Row 1: K1, kfb (3 stitches)

Row 2: K1, kfb, knit remaining stitches to end of row

Repeat **Row 2** until you have 40 stitches.

Time to change color!!!!

Second Triangle

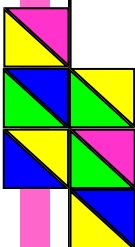
With second color, K1, K2tog (39 stitches), K to end of row

Repeat this row until 2 stitches remain. K2tog.

We still have 37 of the 81 squares available. Please jump in and join this colorful project, made of Cascade, a machine-washable wool.

Whoever the wonderful woman was who pointed out my errors, please re-introduce yourself. I send you my deepest thanks.

—Valerie McPherson



President's Message

February has arrived! With all the cold, snow, and ice that we would expect here in Rochester. For those of you that are outdoor snow lovers, I hope you'll get the snow that you missed out on last year. For those of us that are fans of knitting by the fire, our time is now! One true benefit of living up in the northern states is that we get to wear our knitwear a lot more often and for a longer time!

Our topic this month is felting. So I thought I'd tell you about some of my hits and misses in this venue of the fiber arts. Some of my more successful items are knitted and fulled bags. I have a huge bag that is good for many things, as long as it's not too heavy. It was as large as a small sleeping bag before it was fulled. I've made at least three lunch bags, based on the Bugga bag design from Ravelry. All very useful, but all different sizes. The best part of a fulled lunch bag is that it insulates your cold (or hot) items very well, and it can be washed when it gets dirty. One of my most recent failures is a pair of felted slipper clogs that I made for my husband. I used the Fiber Trends pattern that I've used successfully before, but made a size larger than I should have. After felting, my husband could have added clown shoes into those slippers. Luckily we have a tall friend, and neighbor, with large feet, and they fit him perfectly! So the lesson here is, if it's a bag, no big deal about the finished size, it will work. Slippers that need to fit a certain person, be careful, read directions, and don't think that the recipient's feet will grow 3 sizes overnight to accommodate the slippers!

Happy Knitting

—Tina Turner, President

Community Knitting

Thank you all for your donations. With the arrival of cold winter months I'm sure those that receive your work will appreciate it greatly! Stop by and rummage through the yarn to use for more community creations!

—Elaine Hamilton

Library

Brisk traffic with books coming and going. We are happy to see that members are using the library. We would like to remind you of the \$2.00 fee for returning books late. This can be avoided by simply getting in touch with us and renewing the books or DVDs. We will be asking for fees due in Feb! Just so you know the overdue fees are used to purchase new books & DVDs; so it is a win-win situation. Thanks for your cooperation.

The list of library books which can be accessed from the RKG website has been updated.

—Marsha Peone, Brenda Mudd

Program News



I would like to thank all of our volunteers who helped to make our night of socks so wonderful. Thank you to Marcia Weinert for her wonderful presentation and organizing the sock show. Thanks to everyone who brought in a sock to showcase. They were all so beautiful. Thanks to Michele

Czekala, Patricia Macauley, Marcia Weinert, Pat Regan, Deb Fister, Nina Raqueno, Susan Ackerman, and Nancy Vandivert for running some great workshops. Thank you also to Cindy Proano and Denise Streeter for starting some great sock circles. I have started working on mine already and am so excited to see what the end product will be. I am so thankful for being able to ask our guild members for volunteers and have so many of you offer up your time and talents. This guild just amazes me and it's because of the members. What a great group you all are.

For our next meeting we will be hosting a guest speaker. Her name is Amy Brand and she lives here in Rochester. She is a fiber artist who does outstanding needle point felting. This past December I went to the Hungerford building for one of their Friday open houses and saw some of her work. After buying 2 wonderful pieces of hers I went on to ask her if she would ever consider coming to our guild meeting. Pretty bold of me, but I was in awe of her work and wanted so much to share it with all of you so I thought why not, what do I have to lose? She said yes and has agreed to come and speak with us about different felting techniques. Then she will be doing some needlepoint demonstrations. She is also teaching some classes at Village Yarn and Fiber Shop. See you all in February.

—Melissa Cushman

Membership

We currently have 323 members. We welcome our newest members: Gail Dodd, Carin Erbland, and Melina Esse. A membership directory has been printed, and you can pick up a copy at the February meeting, if you would like one. And if you haven't yet picked up your membership card, check with Nancy at the Membership table.

The lucky prize winners this month were Marcia Weinert and Amy Jo Metzendorf (door prizes), and Holly Partridge and Esther Waldman (raffle prizes). Congratulations!!

—Jackie Cushman, Eileen Vito, Nancy Harrington

Sock Circles

At the RKG January Sock Night, we introduced "Sock Circles". Sock Circles? No, you don't need to sit in a circle, sing Kum Ba Yah and turn heels in unison. Sock Circles have "trended" on Ravelry as a fun and sociable way to share sock-knitting with friends or strangers (who may become friends). The concept works similarly to "travelling scarves" where a group is formed and each member of the group takes turns working on each object. In a sock circle, the knitting is divvied up at the beginning so that there is one section of knitting for each member of the group. Each member of the circle begins a pair of socks in the same time frame. When they have finished their assigned section, the socks are passed along to the next assigned person; the circle continues until all of the socks are finished and returned to the knitters who began them. The socks "travel" to each member along with instructions on size etc. for the owner, and a Journal to leave notes or messages.

Our RKG Circles each have five members, so five sections and five pair of socks. The "deadline" for each section is the next RKG meeting through May, with the last section to be knit over the summer. January kicked off with each circle member to knit section one. At the February meeting, each member will pass their section-one-done socks along to the next knitter in rotation, and at the same time, receive a pair for which they will now be the section-two-knitter. The Sock Circles will have a reunion at the September meeting to pass the finished socks along to the owners and celebrate all awesome new socks!

More info on joining a Circle and suggested patterns will be posted in the RKG Group on Ravelry, or contact ciproano@gmail.com.

—Cindy Proano



Come Knit with Us...

Are you getting together with another group of knitters and would welcome a few new faces? Please contact Pam Knapp (see the Board listing) to have your group listed here.

Mondays—Sit and Stitch, 3:30-5 at Webster Public Library, 980 Ridge Road, Webster. Contact the library at 872-7075.

Wednesdays—Knit Clique, 11 am-1 pm at Brighton Library, 2300 Elmwood Avenue. Contact the library at 784-5300 or visit their website: www.Brightonlibrary.org/library/Adults_prog.htm.

Thursdays—Informal Knit Together. Penn Yan Library, 1-3 pm, 214 Main St., Penn Yan, NY. Contact: Pam Ells, 585-526-5327.

Fridays—Creative Hands—1-4 pm at the Lutheran Church of Concord, 485 Holmes Rd in Greece. Contact is Judy Trost, 436-3321.

Fridays—Volunteers needed for Legacy Clover Blossom Senior Living Community women. 11 am in the Sun Room. Contact Carol D'Agostino, 478-4960

4th Tuesday—Hilton-Parma Knitting and Needlework Group—6:30-9 pm at Hilton Community Center Senior Lounge on Henry St. Contact is Noreen DeBruycker, 352-6611.

4th Tuesday—Monthly Prayer Shawls group—7 pm at Panera Bread on Hylan Dr. near Marketplace Mall in Henrietta. Open to all fiber arts. Contact is Mary Ellen Arden 334-1906 (evenings), 321-9479 (days).

2nd Thursday—Fun & relaxing, self-directed program 6:30-8 p.m. at the Gates Public Library. Bring your own snack or beverage if you wish. Contact: Mary Jo C. Smith, Librarian, 585-247-6446

2nd Thursday—of each month. 2:00 pm at the Ogden Farmers' Library, 269 Ogden Road, Spencerport, NY 14559. For more info or questions, call the library at 617-6181 and ask for Kate (Adult Librarian). Bring your projects and socialize while you work!

The **TKGA Knitalong/support group** is for knitters working through the Master Hand-knitting program administered by The Knitting Guild Association. We will find a convenient time and place to meet with anyone who is interested. Contact Pam Knapp at knitknap@gmail.com or 733-8805.

• weave • spin • knit • felt • bead • dye • braid • surface design • jewelry

Weaving & Fiber Arts Center
offering classes for adults and youth

Piano Works Mall, Studio 1940
349 West Commercial Street
East Rochester, NY 14445
585-377-2955

www.weaversguildofrochester.org/center

• tapestry • shibori • marbling • needle arts •

Catch a Super Bowl Sunday Special!

Check out your favorite local yarn shop for Super Bowl Sunday specials. Here are a couple that we know about:



The Woolly Lamb Shop

712 Main St., East Aurora

9th Annual Superbowl Sale

Sunday, February 3

10:00 AM to 3:00 PM

All yarns* 30% off (cashmere 20% off)

Books 10% off

*Excludes special orders, holds, layaways Not on sale: needles, bags, accessories, and items already on sale (NO return on sale items)

Bead & Fiber Fantasy

4849 Cory Corners, Marion


Sunday, February 3rd

3-6pm

25% off yarns, patterns

10% off beads, findings

Come out for our annual sale, food, and fellowship. Pick up some bargains, then sit around the fire and visit with friends you haven't seen in a while. Fill up on tasty food, including homemade chili, salads, fruit, hot cider, cocoa, coffee, and tea. Of course, there will also be lots of delectable desserts.



RRG Board Who's Who?

There is Room for You!

But wait, are you feeling left out? There is a VACANT position—please consider volunteering for PUBLICITY!

RRG 2012-13 Board of Directors

President	Tina Turner	president@rochesterknitting.org
Vice-President	Melissa Cushman	vicepresident@rochesterknitting.org
Secretary	Peggy Hagen	secretary@rochesterknitting.org
Treasurer	Judy Pratt	treasurer@rochesterknitting.org
Director (1 yr)	Patty Payne	director1year@rochesterknitting.org
Director (2 yr)	Anne Westcott	director2year@rochesterknitting.org
Auditor	Holly Bauer-Mergen	audit@rochesterknitting.org
Membership	Eileen Vito, Jackie Cushman Nancy Harrington	membership@rochesterknitting.org
Community Service	Elaine Hamilton	communityservice@rochesterknitting.org
Library/Knitting Resources	Marsha Peone, Brenda Mudd	librarian@rochesterknitting.org
Hospitality	Anita Abrahamson	hospitality@rochesterknitting.org
Website	Deb Scorse, Julia Cialini	webmistress@rochesterknitting.org
Newsletter Team	Pam Knapp, Nancy Thomas	newsletter@rochesterknitting.org
Guild Afghan	Valerie McPherson	afghan@rochesterknitting.org
Shop Liaison	Pam Knapp	shopliaison@rochesterknitting.org
Auction Chair	Julia Cialini	auction@rochesterknitting.org
Publicity	YOU?	publicity@rochesterknitting.org
Nominating Committee	Nina Raqueño	pastpresident@rochesterknitting.org
Workshops	Michele Czekala	workshops@rochesterknitting.org


Member Shop Shout Out

Alfred Knitting Studio: Alfred Station is right down the street from Alfred State. The yarn shop has been there a long time and has a huge inventory of a large variety of yarns. They open at Noon Tuesday through Thursday, and 10AM on Friday and Saturday, and offer a 10% discount to guild members. They carry a wide variety of fibers, including alpaca, angora, and angora wool. Down the road from them is East Valley Alpacas, which processes alpaca yarn, felt and roving. They will give tours and explain the entire process. They are open 10-5 Monday through Friday (Saturdays between Thanksgiving and Christmas).

The Yarn Shop of Geneva: I always loved driving through Geneva on our way south. It is a quaint town in the Finger Lakes. Right on Main Street, Geneva sits The Yarn Shop—clearly noted on its bright pink awning. The shop is everything you would imagine from the outside. It is inviting, and is filled with brightly colored yarns and garment samples galore. Kathy, the owner, is friendly, and is eager to help customers. It is definitely worth a stop on your way through Geneva, or as a destination itself.

We are so fortunate to have these shops as member shops. I hope you carve out some time to check the shops out. It is always fun to see different brands and colorways at these shops. Each owner has their own taste and style, and it is represented by the yarns they stock in their stores.

—Pam Knapp



Hospitality

Thank you as well to all of you who remember your own mugs; it helps not only our budget, but also the environment Those folks whose last

names begin with A-J should contribute goodies in February; K-P in March; Q-Z in April; and anyone in May. Remember no meat products please.

—Anita Abrahamson

A small reminder: we are very privileged to be guests at the home of our host, Temple B'rith Kodesh. The Temple provides us with a wonderful place to meet each month and enjoy all our Guild has to offer. In order for us to continue to enjoy this location, please remember to be mindful of our surroundings. Should you wish to smoke, please remember smoking is only appropriate outside in an area not directly in front of the entrance. Thank you for your consideration.

—Tina Turner, President

On the Web

St. Valentine's Day is near—time to knit our hearts out! If you are looking to knit a heart scarf (<http://www.knitculture.com/our-blog/heart-scarf-2/>), or a heart hat (<http://www.jimmybeanswool.com/freeKnittingPatternRubyRedHeartHat.asp>) those patterns are free and here is a collection of all sorts of patterns with hearts knitted in so you can even wear your heart on your sleeve ~ (<http://www.squidoo.com/heartknittingpatterns>)

For some heart felt knitting, look into getting involved with "Sticking it to Heart Disease"—knitting to help spread the word about heart health, along with the book *Knit Red* which contains 30 fabulously red garments and accessories designed and donated by celebrity designers who openly share their personal experiences with Heart Disease and tips on how they stay heart healthy'. Information can be found on the *Stitch Red* site: <http://www.stitchred.com/getInvolved.asp>.

But don't stop there. Why not knit a heart ~ anatomically! There is a great free pattern for an anatomical heart from Knitty (<http://www.knitty.com/ISSUEwinter08/PATHeart.php>) as well as one, not quite as free, on Ravelry <http://www.ravelry.com/patterns/library/35-heart-pillow>.

If you decide knitting body parts is for you, there are patterns for almost every part out on the web from

knitted eyeballs <http://www.ravelry.com/patterns/library/gruesome-knitted-eyeballs>, to Achilles tendons

<http://www.ravelry.com/patterns/library/achilles-tendon-for-alex-trebek> with everything (and we do mean everything) in between (google 'knitted body parts', you'll be amused and maybe even amazed).

Or, if you just want to look at what others have knit, besides those google images (!) a good place to start is with Ben Cuevas, an interdisciplinary artist ~ his knitted skeleton is remarkable: <http://bencuevas.com/2010/10/21/transcending-the-material/>.

—Deb Scorse

The Members Only page username is **imaknitter**, and the password is **purlaway**.

RKG Member Shops

Please remember to call ahead to check hours

Alfred Knitting Studio

Lynne and Frank Bunke
569 Main St. Rt. 244
P.O. Box 247
Alfred Station, NY 14803
607-587-8002
607-587-8006 Fax

All Tied Up Yarns

Andrea Cosachov
14 State St.
Auburn, NY
(315) 258-YARN (9276)
<http://www.alltiedupyarns.com/>

Dancing Goat Yarn Shop

Mara & John Rooney
11 W. Buffalo St.
Warsaw, NY 14569
dgyarnshop@yahoo.com
Find us on Facebook

Dimity

Internet sales only
Diane Miller
389 Dewey St.
Churchville, NY 14428
585-293-1468
dimity@aol.com
www.dianem.wordpress.com

Embraceable Ewe

Erin Kosich
213 Main St
Hamburg, NY 14075
716-646-6674
erin@embraceableewe.com
www.embraceableewe.com

Expressions in Needleart

Lori Malolepszy
110 S. Main Street
Canandaigua, NY 14424
585-394-4870
expressionsinneedleart@yahoo.com
www.expressionsinneedleart.com

Fine Fibers

Carole & Paul Woodgate
665 Colby St.
Spencerport, NY 14559
585-352-5538
finefibers@aol.com
www.FineFibers.com

Finger Lakes Fibers

Mary Jeanne Packer
315 N. Franklin St.
Watkins Glen, NY 14891
607-535-9710
fingerlakesfibers@gmail.com
www.fingerlakesfibers.com

Miki Mand * Fibres

Miki Mand
761 Goodman St. S.
Rochester, NY 14620
585-244-3827
Hours by appointment only
Cash and Checks only

Pollywogs

Diane and Walter Jezewski
7 Bush Ave
Wayland, NY 14572
585-728-5667
pollywog@frontiernet.net
www.mypollywogs.com

Bead and Fiber Fantasy

Louise Smith
4849 Cory Corners
Marion, NY 14505
315-926-5765
louise@beadandfiberfantasy.com
www.beadandfiberfantasy.com

The Yarn Shop of Geneva

Kathy DeMaria
508 Exchange St.
Geneva, NY 14456
315-789-7211

The Yarne Source

Susie Zanni
7 Schoen Place
Pittsford, NY 14634
585-334-5350
yarne@rochester.rr.com
www.yarnesource.com

Village Yarn and Fiber Shop

Karen Petito, Sarah Reilly, Linda Nally
& Van Black-Winhaber
350 West Commercial St.
East Rochester, NY 14445
585-586-5470
comments@villageyarnandfiber.com
www.villageyarnandfiber.com

Woolly Lamb

Sharon Kabel
712 Main St.
East Aurora, NY 14052
716-655-1911
woollylambyarnshop@aol.com
www.woollylambyarnshop.com

Yarn Boutique

Bret & Amelia Templar
Brighton Commons
1855 Monroe Ave.
Rochester, NY 14618
585-413-1123
Amelia@myyarnboutique.com
www.myyarnboutique.com

Support our local yarn shops !