

**STASH**

**IN BOXES, BINS AND BASKETS.  
OH MY!**

There are as many philosophies about STASH and stashing as there are knitters in this room, times 50.

You have to decide what works best for you.

You.

# STASH

Your definitions may vary ...

Knitter A - Enough for one project

Knitter B - Those 3 bins

Knitter C - This whole room; oh, and those dozen bins in the guest room.

# DEFINE and EVALUATE

1. Pull it ALL out and look at it.

2. Sort and count

3. No decisions, just sorting and counting.  
Really.

- Yarn
- Color
- Dye Lot

You can make lists of the yarn at this point or just leave it in piles - bin by bin, if that works best for you.

Just count it.

All of it.

# Evaluation

Be brutally honest with  
yourself ... and your yarn  
stash.

- Plan/idea/pattern?
  - Still like the yarn or “What was I thinking?”
  - Have you (or the intended recipient) outgrown the yarn? - as in that 3 year old is now 16.
- 
- ❑ New purpose or project come to mind?
  - ❑ Is the yarn dated? Is the color dated? (That was my avocado phase)
  - ❑ Is it time to move on? (It's not the yarn, it's me.)

*You don't have to knit all the yarn you have  
just because you have it.*

*You can change your mind about a project or  
a yarn or both.*

*This is NOT blasphemy, believe it or not.*



Dear Yarn Guru,

I've sorted and counted all my yarn, whew! I loved it all when I bought it, or at least I had a plan for all of it, sorta. Now, I find that some of those plans have changed ... or my tastes changed ... or I've finally admitted that little Ignatz really won't be wearing a size 2T Thomas the Tank Engine sweater to college this fall, sniff.

Anyway, Yarn Guru, this stuff is too nice to discard willy-nilly, and let's face it, I've sunk more than a few schekels into this stash - what can I do with the yarns I don't want to keep anymore? I can't just leave them tucked up in a basket on some stranger's doorstep ... can I?

Stressed by Stash

## *Sharing is Caring*

- Yarn swap with friends or just give it to them
- Sell it on Ravelry or eBay
- ***DONATE*** - RKG's community knitting, Craft Bits & Pieces in Fairport, Salvation Army, Goodwill, AmVets, Ronald McDonald House Sale, other charities, schools, etc.

The difference between ***STASH*** and ***SCRAP***

DESTASHING

&

S.A.B.L.E

# S.A.B.L.E

Stash

Acquisition

Beyond

Life

Expectancy

Saving for “a Special Occasion”

Don't.

There will always be more yarn.

**SUNK COST** - cost that has already been incurred and cannot be recovered.

You've already spent the money on the yarn, whether you use it or not, you won't recoup the investment.

Destash if -

You want to.

Your stash makes you uncomfortable, overwhelmed, embarrassed or guilty.

It's become a problem.

Not just yarn - fabric, spinning fibers, scrapbooking supplies, paper crafting, etc.

EVALUATE -  
to know WHAT you have

ORGANIZE -  
to know WHERE you have it

# How to Organize

Yarn Weight?

Yarn Manufacturer?

Color?

Amount of Yarn - sweater lots, enough for socks



# My Personal “System”

Lots of Bins

Yarn Weight > Brand > Fiber > Color > dye lot

Fingering > Regia > Wool/Nylon > 12345 >  
L83R

★ Lists

★ Tags

- Record Keeping

- Paper tags

- Spreadsheets

- Apps

★ RAVELRY!


Pen & Paper

Index Cards, hole punch & string

Ready Made



Project Name	Date	Yarn	Needles	Notes



Date	Needle/Hook	Project	Notes



# All I really need to know -

Yarn Name	Brown Sheep Lambs Pride
Weight	Worsted
Fiber	85% wool/ 15% mohair
Color	M-82 Blue Flannel
Dye Lot	2036
Quantity	7 skeins 190 yds per skein
Location	Green Rubbermaid Tub in Sewing Room

RAVELRY -

YARN Inventory using the **STASH** tab

It's super simple, really!

Pictures make it even easier to see what you've got  
Photograph with a friend

Smartphones make the pictures taking even easier.

# <http://www.ravelry.com/wiki/pages/UploadFromComputer>

On the Photos tab of your Project or Stash item, choose the upload from computer tab at the bottom of the screen:

flickr importer photobucket other photo options **upload from computer**

Then click the "select file to upload" link to browse for the image file:

**Upload an image from your computer**

File name  **select file to upload...** upload now

Once you have selected the file from your hard drive, click the upload button and wait for it to upload and resize.

**Upload an image from your computer**

File name  **select file to upload...** **upload now**

**General Tips**

- JPG, PNG, and TIFF files are supported.
- There isn't a way to rotate your photo once it is uploaded. If necessary, rotate sideways photos in a photo editing program, save, and then upload the new

- projects
- handspun
- stash
- queue
- favorites
- friends
- groups &
- needles &
- library
- message box
- blog posts
- contributions
- purchases

yarn stash 29 fiber stash 5 used up 2 will trade or sell traded/sold/gifted in progress 7

add to stash

Sort by name

Filter your stash...

advanced search

Alpaca lace weight



864 yards left

Berroco Ultra Alpaca Fine



Berroco Ultra Alpaca Fine



1 skein

Blue Moon Fiber Arts Socks that Rock Lightweight



1 skein

Blue Ridge Yarns Kaleidoscope



1 skein

Bright Greens sock yarn



449 yards left

Brown Sheep Nature Spun Fingering



2 skeins

Butternut Crunch



left

Cascade Yarns Alpaca Lace



1 skein

Cascade Yarns Heritage 150 Paints



1 skein

Cascade Yarns Heritage 150 Solids



1 skein

Cascade Yarns Heritage Sock



1 skein







notebook

Meglarz > notebook > stash > **add new yarn**



You are adding your 38th stashed yarn

**Where was this yarn originally purchased?**

- Store (not sure which type)
- Local yarn store
- Online store
- Chain store
- Farm stand or festival booth
- This is handspun - not for sale
- This is recycled yarn
- Other / I don't know

**Name of stashed yarn**

**Yarn company brand name**

**Purchased at store location (optional)**

- Kid Ewe Knot
- Natural Stitches
- Wisconsin Craft Market
- Other shop:



You are adding  
your 38th stashed  
yarn

### Where was this yarn originally purchased?

- Store (not sure which type)
- Local yarn store
- Online store
- Chain store
- Farm stand or festival booth
- This is handspun - not for sale
- This is recycled yarn
- Other / I don't know

### Name of stashed yarn

### Yarn company brand name

### Purchased at store location (optional)

- Kid Ewe Knot
- Natural Stitches
- Wisconsin Craft Market
- Other shop:

Store name

Country

State/Region

City

Meglarz > notebook > stash > **tosh merino light**



You are adding your 38th stashed yarn

### Stashing a new yarn: **Tosh Merino Light** from **Madeline Tosh**

It looks like the yarn shop that you entered may be in Ravelry's store directory. Choose the correct store below or "none of the above" if none match.

Name	City	Country	Select
Yarn Culture	Fairport, New York	United States	<input checked="" type="radio"/>
Cultured Purl Yarn Shop	Libby, Montana	United States	<input type="radio"/>
None of the above			<input type="radio"/>

Use the search box below to find the yarn in Ravelry. If you can't find the yarn - that's ok! You can always contribute it later.

search the yarns:



[tosh merino light](#)  
from [madelinetosh](#)  
49521 projects



[tosh mo light](#)  
from [madelinetosh](#)  
432 projects

notebook

Meglarz > notebook > stash > **madelinetosh tosh merino light** details photos no blog posts no comments



**Yarn**

Colorway

Weight

Per skein:

Skeins   
= 0 grams / 420 yards  
[🔒](#) or [enter totals instead](#)

Purchased at

Purchase date

Total paid

Stash tab

**other stashed colorways**

In stash

	<a href="#">Spectrum</a>	1.0
--	--------------------------	-----

**groups**

**About this yarn**

[tosh merino light](#)  
by [madelinetosh](#)

Fingering / 4 ply  
100% Merino  
420 yards

my star rating  
★★★★★

Dye lot

Tags





Stored in...

# Another member's stash - she's kept it up to date even without photos

STASH - Google Slide | Ravelry: Meglarz's stash | Ravelry: rabyll's stash

www.ravelry.com/people/

Home - Road Runner | Imported From IE | Twitter | Meg Edits | Professi | Amazon.com: Kindle | Netflix | Inbox (42) - mewegl | Thesaurus.com | Fir | Other bookmarks

<p>Knit Picks Hawthorne Fingering</p>  <p>2 skeins</p>	<p>Knit Picks Hawthorne Fingering</p>  <p>2 skeins</p>	<p>Knit Picks Hawthorne Kettle Dye</p>  <p>2 skeins</p>	<p>Knit Picks Hawthorne Sport Multi</p> <p>no featured photo</p> <p>2 skeins</p>	<p>Knit Picks Hawthorne Sport Multi</p>  <p>8 skeins</p>	<p>Knit Picks Shimmer Hand Dyed Lace Yarn</p> <p>no featured photo</p> <p>4 skeins</p>
<p>Knit Picks Shimmer Hand Dyed Lace Yarn</p> <p>no featured photo</p> <p>4 skeins</p>	<p>Koigu Painter's Palette Premium Merino (KPPPM)</p> <p>no featured photo</p> <p>3 skeins</p>	<p>Koigu Painter's Palette Premium Merino (KPPPM)</p> <p>no featured photo</p> <p>3 skeins</p>	<p>Koigu Painter's Palette Premium Merino (KPPPM)</p> <p>no featured photo</p> <p>2 skeins</p>	<p>Kraemer Yarns Tatamy Tweed DK</p> <p>no featured photo</p> <p>10 skeins</p>	<p>Kraemer Yarns Tatamy Tweed DK</p> <p>no featured photo</p> <p>9 skeins</p>
<p>Laceweight</p>	<p>Laceweight 2/24 30% cashmere/70% wool</p>	<p>Laceweight 2/24 wool/silk</p>	<p>Laceweight 55% silk/45% camel</p>	<p>Lachima</p>	<p>Lacis 100% Pashmina Cobweb</p>

1 2:49

Other things to inventory and track -

NEEDLES

Books

Patterns

- projects
- handspun
- stash
- queue
- favorites
- friends
- groups &
- needles &
- library
- message box
- blog posts
- contributions
- purchases



print: [pocket car](#) **chart - standard** chart - tiny needles chart - hooks detailed inventory

US		00	0	1	1½	2	2½	3	4	5	6	7	8	9	10	10½	7	7.5	11	13	15	17	19	35	50	
metric		1.75	2	2.25	2.5	2.75	3	3.25	3.5	3.75	4	4.5	5	5.5	6	6.5			8	9	10	12.75	15	19	25	
d	10"		2	2		8		4	2	1	2	3	4	1												1
	14"																									
p	sock		6	6	6	3	5	3	1		1	2														
	std		3	5	4	7		3	4	5	4	3	4	1	1	1										
c i r c u l a r	9"																									
	12"																									
	16"		1	1	1	1	2	1	3	2	1	1	1			1										
	20"																									
	24"		1	1	2	3	3	1	2	3	1	5	2	2	1	1									1	
	29"			2		1							2		3	2			2		4					
	32"			2	1	1	2		3	3	6	4	2	4	1				1	1						
	40"				1			2	1	1	1			1							1	2				
47"													1													
60"																										

- projects
- handspun
- stash
- queue
- favorites
- friends
- groups &
- needles &
- library
- message box
- blog posts
- contributions
- purchases



print: [pocket calculator](#) **chart - standard** chart - tiny needles chart - hooks detailed inventory

	US	00	0	1	1½	2	2½	3	4	5	6	7	8	9	10	10½	7	7.5	11	13	15	17	19	35	50			
metric	1.75	2	2.25	2.5	2.75	3	3.25	3.5	3.75	4	4.5	5	5.5	6	6.5				8	9	10	12.75	15	19	25			
10"		2	2		8			4	2	1	2	3	4	1											1			
14"	size 2 std dp (2.75 mm) mouse																											
d	sock	You have 7		<input type="button" value="+ add"/>					1		1	2																
p	std	1: Inox ctd metal 8" (5)		<input type="button" value="trash"/>					4	5	4	3	4	1	1	1												
	9"	2: Brittany 8" (8)		<input type="button" value="trash"/>																								
	12"	3: Brittany 10" (5)		<input type="button" value="trash"/>																								
	16"	4: Swallow 9" (5) green		<input type="button" value="trash"/>																								
	20"	5: Swallow 9" (5) lilac		<input type="button" value="trash"/>				3	2	1	1	1				1												
	24"	6: Inox ctd metal 8" (19)		<input type="button" value="trash"/>																								
	29"		2		1								2		3	2				2				4				
	32"		2	1	1	2			3	3	6	4	2	4	1					1	1							
	40"			1				2	1	1	1			1									1	2				
	47"												1															
	60"																											



STORAGE

and

Stast Busting

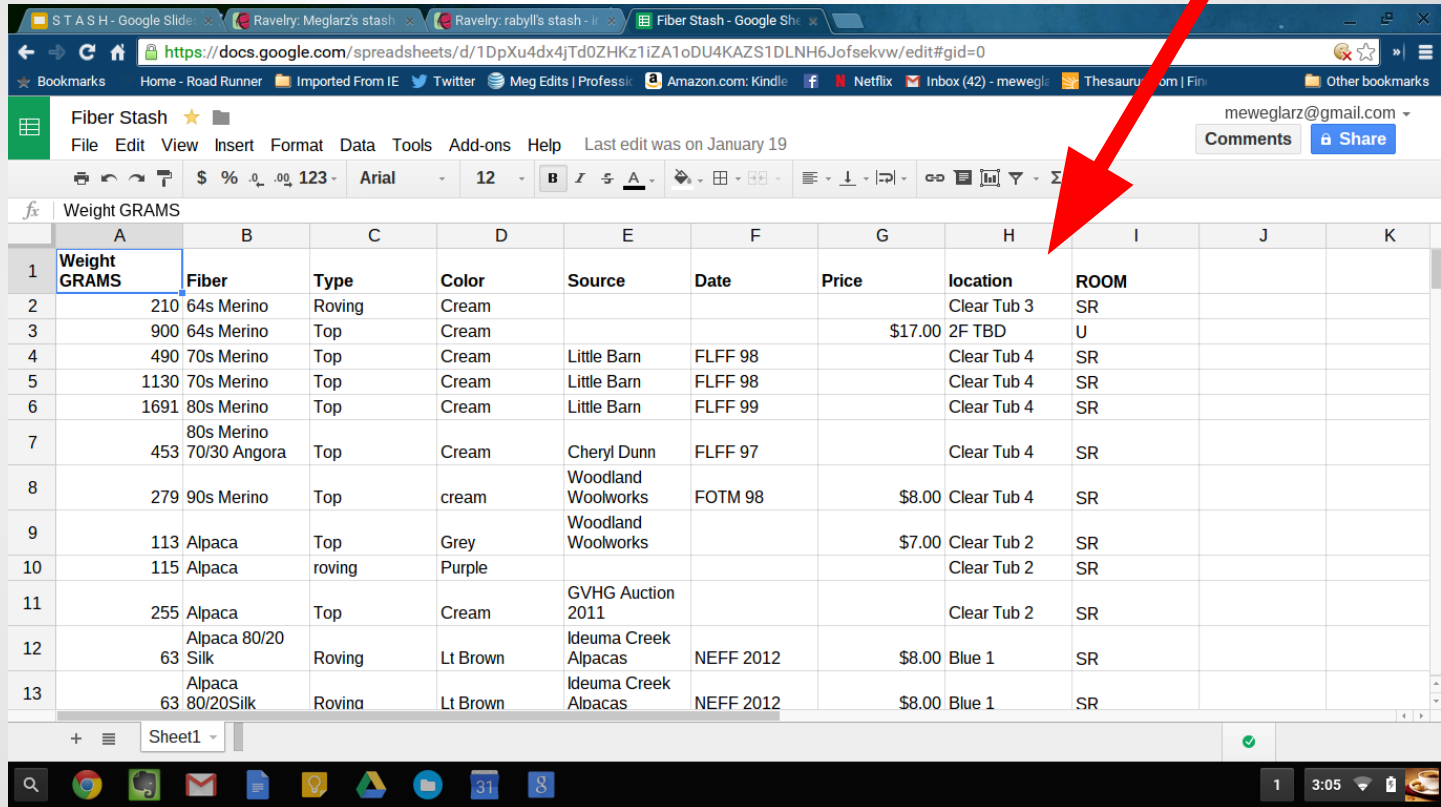
# Storage

Clean, dry, protected from vermin

Check for holes in those tubs where you least expect them!

Mothproofing ... as much as possible.

# An example - My spinning fiber

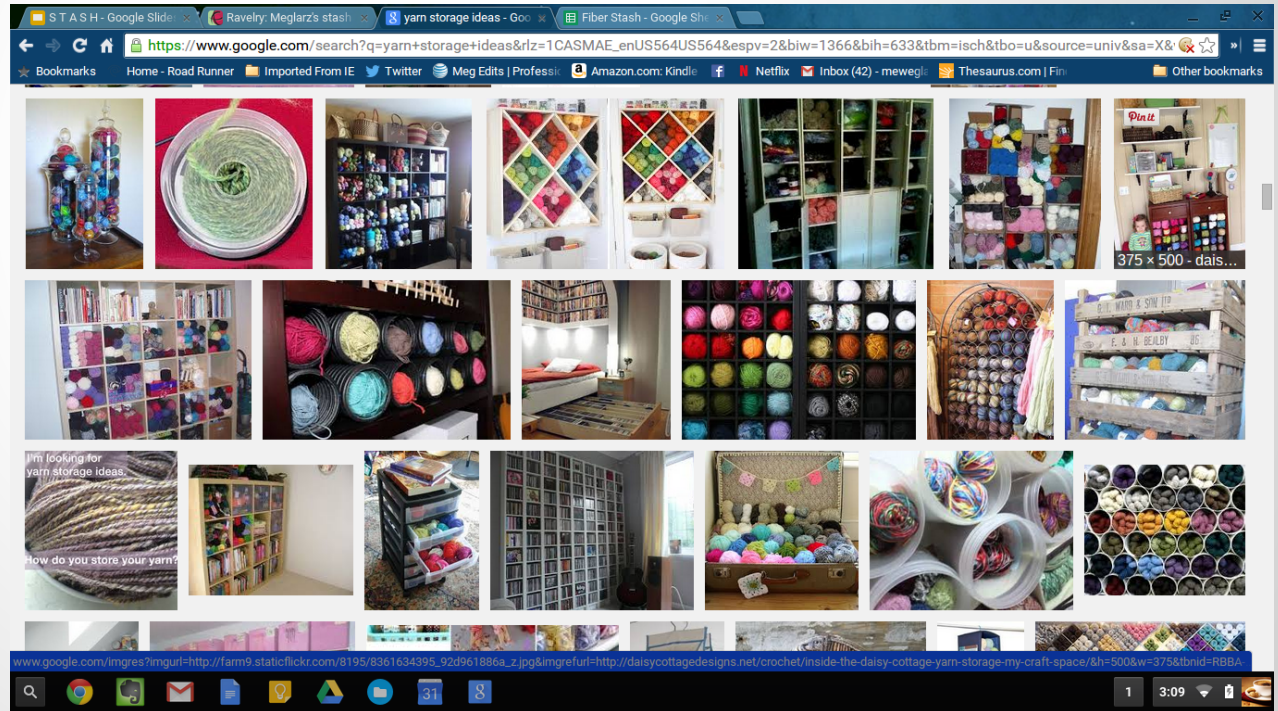


The screenshot shows a Google Sheets spreadsheet titled "Fiber Stash" with the following data:

	A	B	C	D	E	F	G	H	I	J	K
1	Weight GRAMS	Fiber	Type	Color	Source	Date	Price	location	ROOM		
2	210	64s Merino	Roving	Cream				Clear Tub 3	SR		
3	900	64s Merino	Top	Cream			\$17.00	2F TBD	U		
4	490	70s Merino	Top	Cream	Little Barn	FLFF 98		Clear Tub 4	SR		
5	1130	70s Merino	Top	Cream	Little Barn	FLFF 98		Clear Tub 4	SR		
6	1691	80s Merino	Top	Cream	Little Barn	FLFF 99		Clear Tub 4	SR		
7	453	80s Merino 70/30 Angora	Top	Cream	Cheryl Dunn	FLFF 97		Clear Tub 4	SR		
8	279	90s Merino	Top	cream	Woodland Woolworks	FOTM 98	\$8.00	Clear Tub 4	SR		
9	113	Alpaca	Top	Grey	Woodland Woolworks		\$7.00	Clear Tub 2	SR		
10	115	Alpaca	roving	Purple				Clear Tub 2	SR		
11	255	Alpaca	Top	Cream	GVHG Auction 2011			Clear Tub 2	SR		
12	63	Alpaca 80/20 Silk	Roving	Lt Brown	Ideuma Creek Alpacas	NEFF 2012	\$8.00	Blue 1	SR		
13	63	Alpaca 80/20Silk	Rovina	Lt Brown	Ideuma Creek Alpacas	NEFF 2012	\$8.00	Blue 1	SR		

# It doesn't have to be complicated

It just has to work for YOU



Simple is good -



# Stashbusting

Stripes

Domino Knitting

Multi-strand projects

Many books dedicated to Stashbusting -

Any pattern designed for a gradient yarn, such as Noro

Log Cabin patterns

Hexipuffs!

Slip Stitch Patterns help blend colors